

2013/2014

Graduate Satisfaction and Employment Report



Institutional Research

January 2015

Table of Contents

Graduate Satisfaction and Employment Report – 2013/2014	1
Introduction	1
Scope of Survey	2
Methodology	3
Response Rates	3
Current Activity.....	4
Program Satisfaction	6
Most Valued at UCN	6
Report Highlights.....	7
Employment	7
Program Satisfaction	7
Funding/Housing/Childcare.....	7
Results from the Faculty of Business Arts and Science	8
Results from the Faculty of Education.....	9
Results from the Faculty of Health	10
Results from Trades and Technology	11
Results from Adult Learning Centre.....	12

Graduate Satisfaction and Employment Report – 2013/2014

Introduction

The University College of the North (UCN) conducts the *Graduate Satisfaction and Employment Survey* on an annual basis. The survey collects information from graduates to determine their employment status, as well as their level of satisfaction with the education received at UCN. This report contains the results from students who graduated during the 2013/2014 academic year. Further analysis was conducted for various faculties; Arts and Science and Business, Education, Health, and Trades and Technology and Adult Learning Centre.

Scope of Survey

There were 351 graduates from the 2013/2014 academic year; 317 from UCN's degree, diploma and certificate programs; and 34 from the Baccalaureate Nursing Program (joint degree program; University College of the North / University of Manitoba). Students from the apprenticeship programs are not included in this report.

Certificate (23 programs):

- Automotive Technician
- Bachelor of Business Principles
- Basic Electrical
- Carpentry/Woodworking
- Computer Systems Technician
- Computerized Business Applications
- Computerized Office Skills
- Culinary Arts
- Dental Assisting
- Early Learning and Child Care
- Educational Assistant Certificate
- Exploration Technician
- Facilities Basic Maintenance
- Facilities Technician
- General Studies College Prep
- Health Care Aide
- Health Transition Certificate
- Heavy Duty Mechanics
- Heavy Equipment Operator Training
- Industrial Welding
- Introduction to Industry Certificate
- Law Enforcement
- Pre-Employment Plumbing

Degree (6 programs):

- Bachelor of Arts
- Bachelor of Arts/Education
- Bachelor of Education
- Bachelor of Interdisciplinary Studies/Bachelor Education
- Bachelor of Midwifery
- Bachelor of Nursing

Diploma (11 programs):

- Administrative Assistant
- Business Administration Management
- Business Administration Accounting
- Community Development and Administration
- Computer Programmer/Analyst
- Computer Systems Technology
- Diploma Practical Nursing
- Early Childhood Education
- Mature High School Diploma
- Natural Resources Management Technology
- Office Administration

Methodology

All graduates of the 2013/2014 academic year were selected to participate in the survey. UCN distributed their first on-line survey for graduates which were sent to their UCN email accounts. Follow up with non-respondents was conducted by telephone to improve response rates.

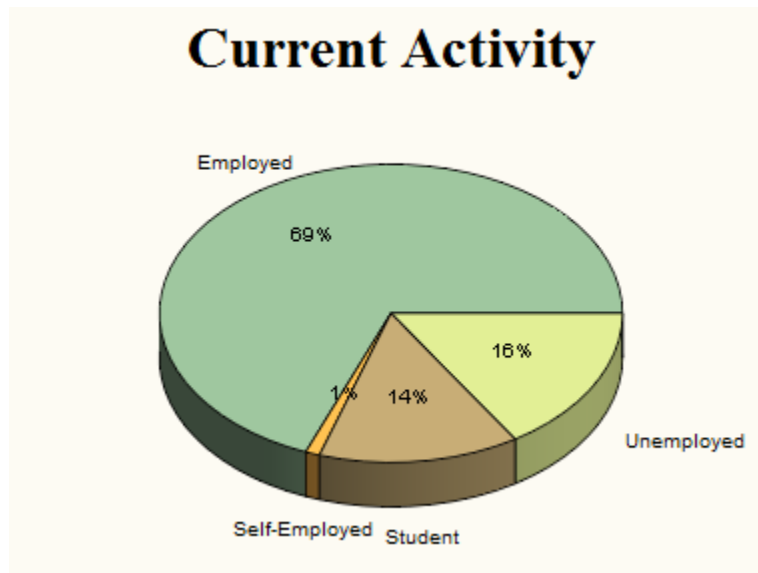
Response Rates

The on-line survey did not generate adequate response rates 49% of results were collected by telephone. A large percentage of graduates had out of date telephone contact information (23%) and UCN is examining several processes to improve our ability to stay in touch with our students before, during, and after their studies.

The following table will summarize responses by certificate, diploma and degree programs. Response rates are calculated on the total number of responses received from all graduates of the 2013/2014 academic year. The overall response rate was 28% with a 95% confidence interval of $\pm 7\%$.

	<i># Programs Surveyed</i>	<i># Graduates Surveyed</i>	<i># Respondents</i>	<i>Response Rate %</i>
Certificate	23	210	42	20%
Diploma	11	70	17	24%
Degree	6	71	41	58%
Total	40	351	100	28%

Current Activity



Results from our survey show that UCN graduates continue to be successful in finding employment.

Analysis of graduates in the work force:

- 69% employment rate (employed/self-employed).
- 86% of employed graduates are employed full-time
- 16% are taking courses to further their education while employed.
- 36% accepted their first job prior to graduation, while an additional 51% found employment within the first three months after graduating.
- 90% are working in a field related to their education.
- 84% have remained in Northern Manitoba to work.
- UCN assisted 34% of graduates in finding employment through work experience, clinical placement, and job placement boards.
- Average hourly salary reported was \$23.50; minimum \$12.00; median \$30.50; maximum \$39.00.
- Average monthly salary reported was \$2587.56; minimum \$1605; median \$1903; maximum \$5506.
- Average annual salary reported was \$54,000; minimum \$32,000 Median annual salary \$52,000, maximum \$78,000.

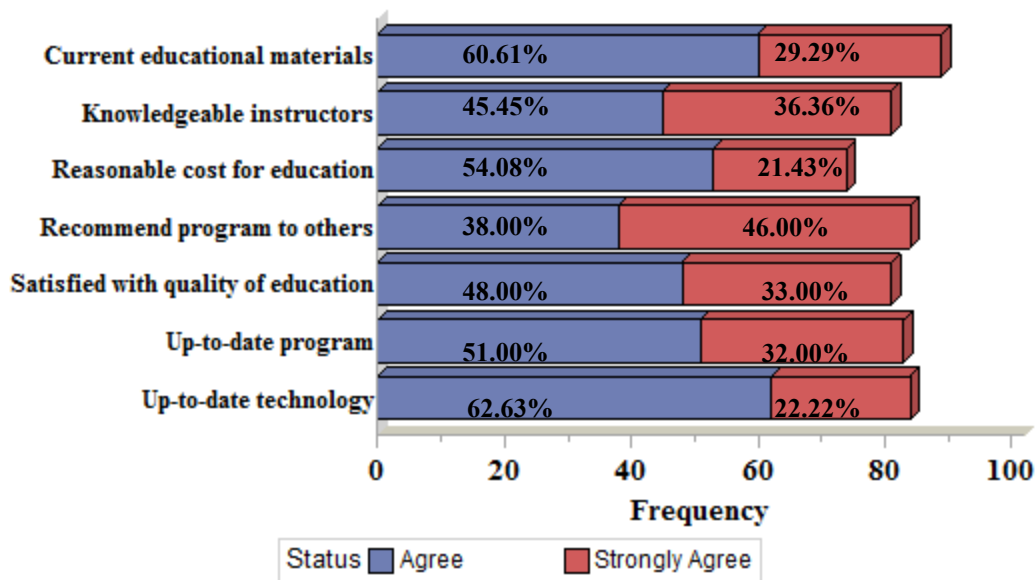
Analysis of graduates not in the work force:

- 14% of respondents have returned to school.

- 79% of those who reported “student” as their main current activity are enrolled in a university college.
- 16% of graduates were unemployed.
 - 25% of unemployed graduates feel there are few jobs available in the occupation for which they received their education.
 - 6% of unemployed graduates feel there are few job openings in the places where they wish to work.

Program Satisfaction

Program Satisfaction



Graduates of UCN continue to report high levels of program satisfaction:

- 89% feel the education materials used in the program were current.
- 75% felt the cost of the program was reasonable for the education received.
- 84% would recommend their program to others.
- 81% are satisfied with the quality of education they received.
- 83% felt their program was up-to-date.
- 84% felt the technology used in the program was appropriate to industry standards.
- 84% felt their instructors were knowledgeable in the areas they taught.

Most Valued at UCN

We asked graduates to identify which areas they valued while attending the University College of the North. The top three areas identified as being most valued were: the opportunity to obtain knowledge and skills leading to a good job (93%); the nurturing of intellectual growth (90%); and small classes (90%).

Report Highlights

Employment

- Employment rate has **increased** from 67% to 70%.
- Full-Time employment **increased** from 59% to 86%.
- Employment is related to education received at UCN **increased** from 58% to 90%.
- 36% of employed graduates accepted their first job prior to graduation and 51% accepted their job between 0-3 months prior to graduation.
- 34% of employed graduates reported that they found their job through work experience or clinical placement during their program.

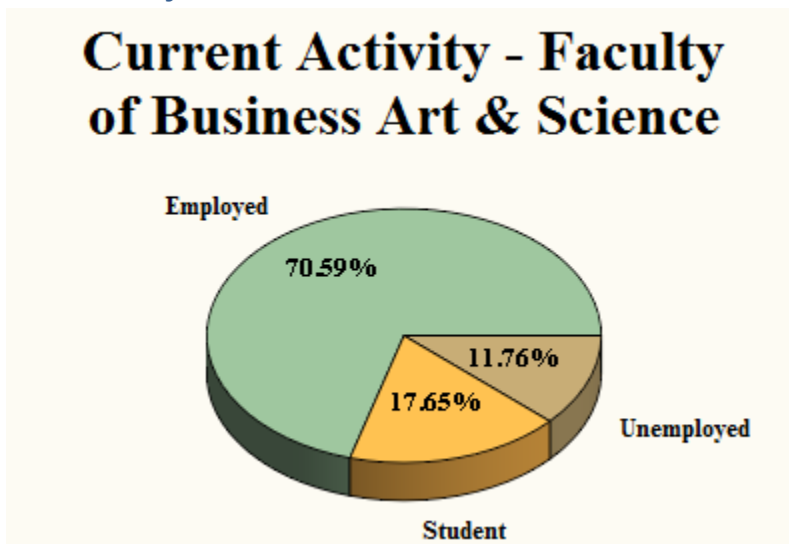
Program Satisfaction

- Satisfaction with quality of education received **decreased** from 90% to 81%.
- Satisfaction with quality of education materials **decreased** from 94% to 89%.
- Satisfaction with quality of instructors **decreased** from 92% to 81%.
- Graduates that would recommend their program to others **decreased** from 93% to 84%.
- The percentage of change between the averaged percentages of the previous figures is -9%.

Funding/Housing/Childcare

- 23% of graduates surveyed received financial assistance from Employment and Training.
- 21% of graduates surveyed received financial assistance from Band Educational Funding.
- 12% of graduates received financial assistance through other means.
- 26% of graduates had trouble finding housing
- 6% of graduates had trouble finding childcare.

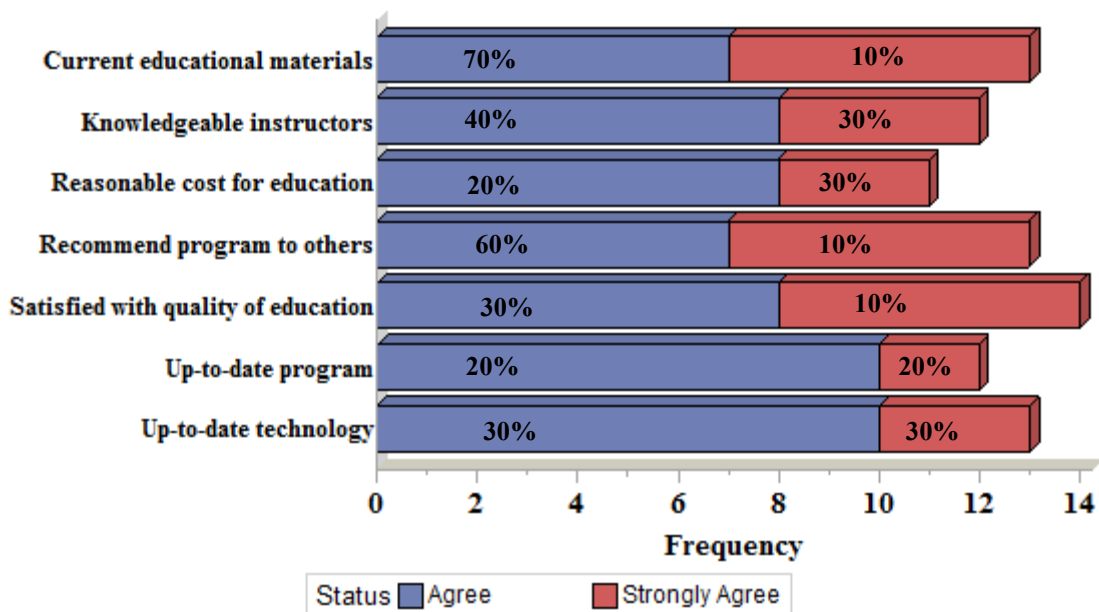
Results from the Faculty of Business Arts and Science



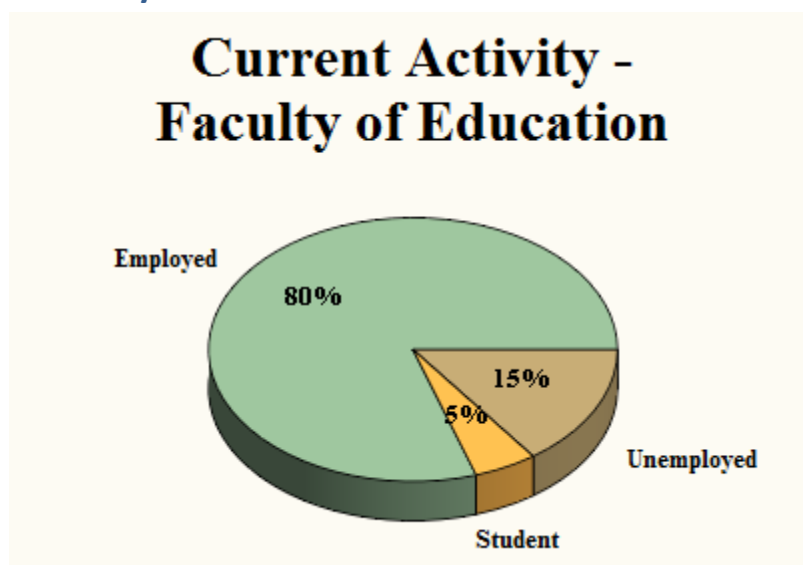
Faculty of Arts and Science (# of Graduates = 35; # of responses =17; response rate 49%):

<u>Program</u>	<u>#of Graduates</u>	<u>Program</u>	<u>#of Graduates</u>
Bachelor of Arts	16	Computerized Office Skills	1
Business Administration	6	Natural Resource Mgt.	6
Basic Business Principles	4	Office Administration	1
Computerized Business Applications	1		

Program Satisfaction



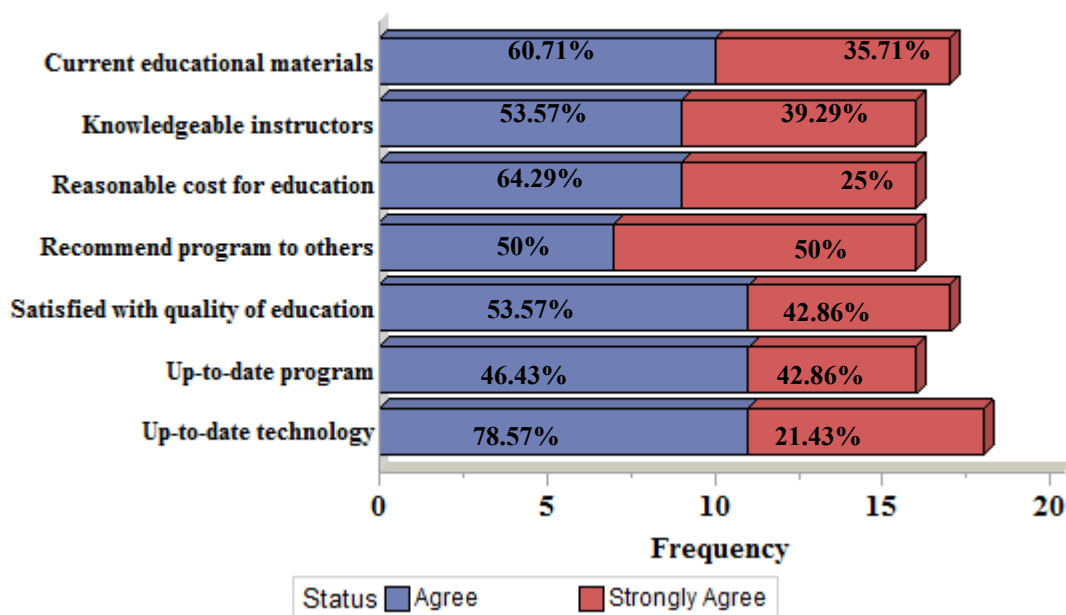
Results from the Faculty of Education



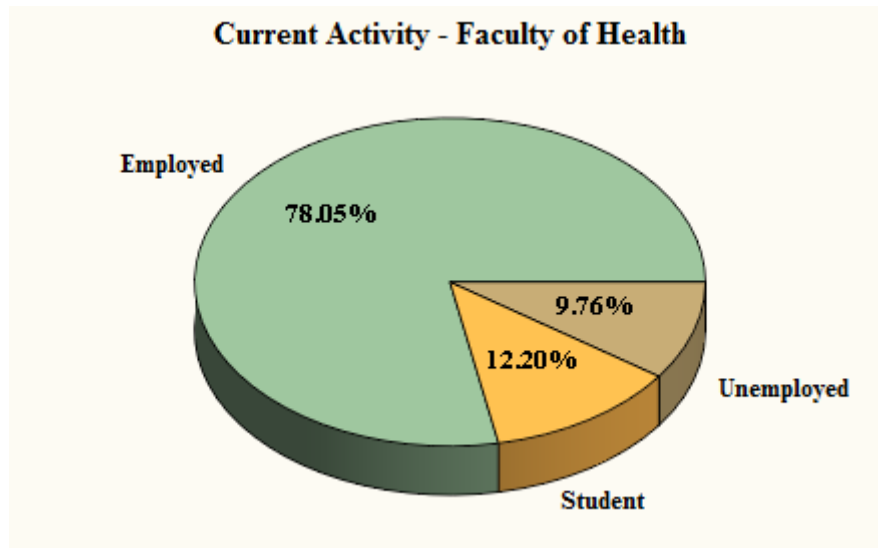
Faculty of Education (# of Graduates = 88; # of responses = 20%; response rate 23%):

<u>Program</u>	<u># of graduates</u>	<u>Program</u>	<u># of graduates</u>
Bachelor of Arts/Education	9	Early Childhood Education (Diploma)	25
Bachelor of Education (Degree)	13	Early Learning and Child Care	3
Bachelor of Interdisciplinary Studies /Education	1	Educational Assistant Certificate	37

Program Satisfaction



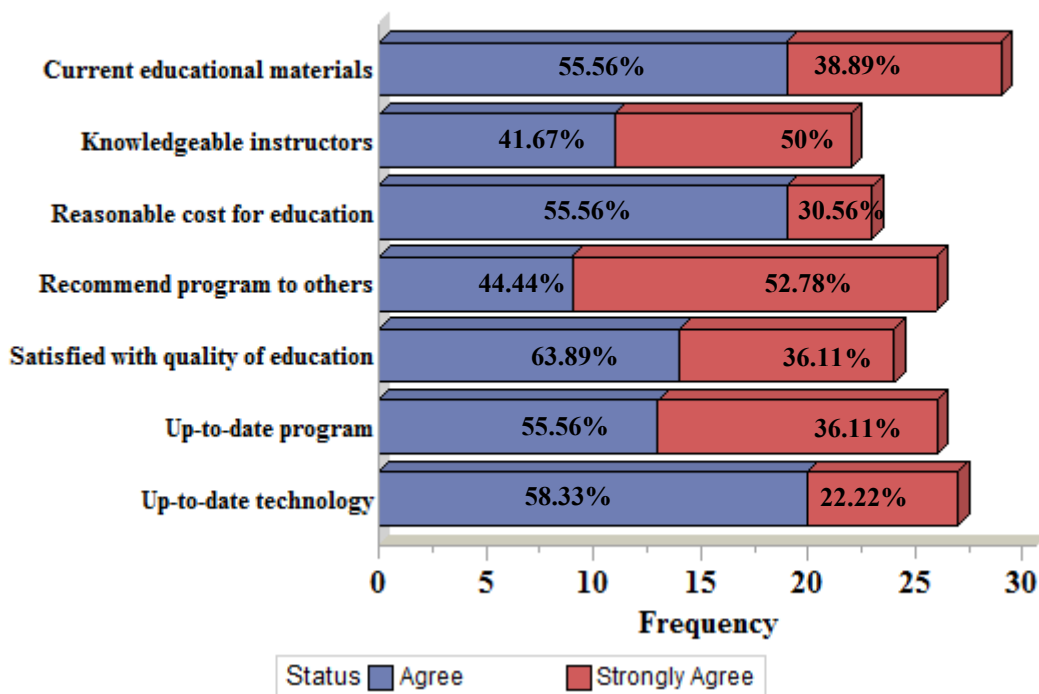
Results from the Faculty of Health



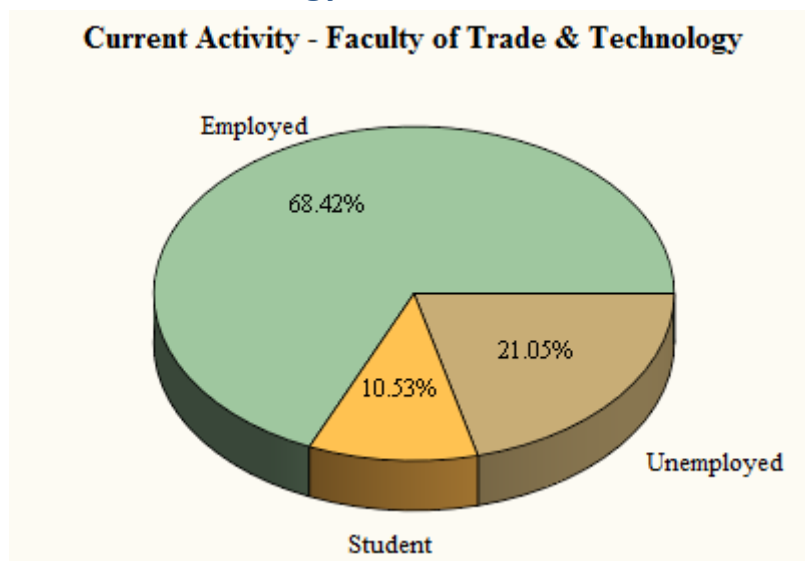
Faculty of Health (# of Graduates = 95; # of responses = 41; response rate 43%):

	<u># of graduates</u>		<u># of graduates</u>
Joint Baccalaureate Nursing (Degree)	34	Dental Assisting (Diploma)	2
Bachelor of Midwifery (Degree)	7	Health Transition (Certificate)	9
Health Care Aid (Certificate)	36	Law Enforcement	6
Diploma Practical Nursing (Diploma)	1		

Program Satisfaction



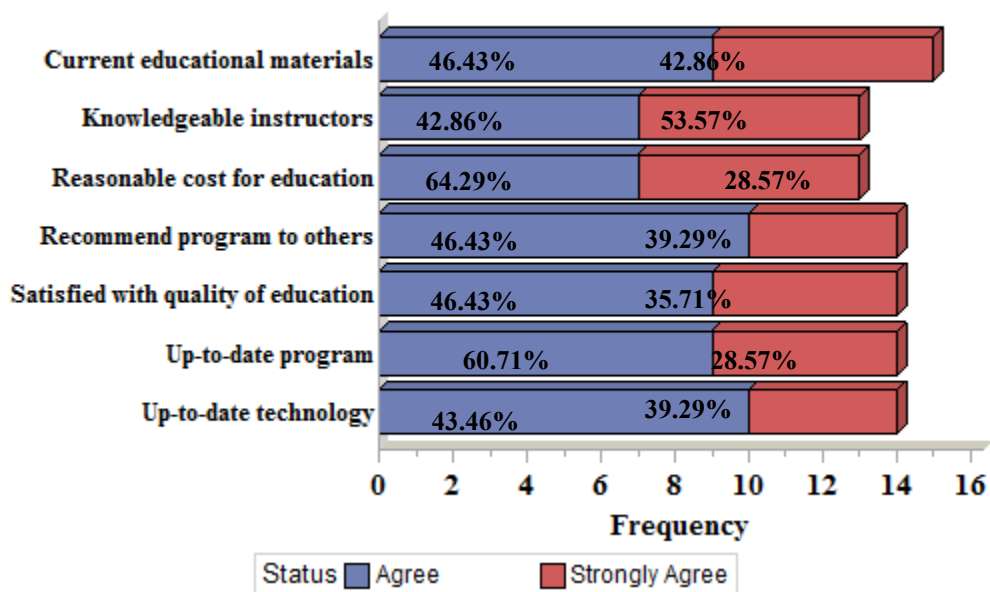
Results from Trades and Technology



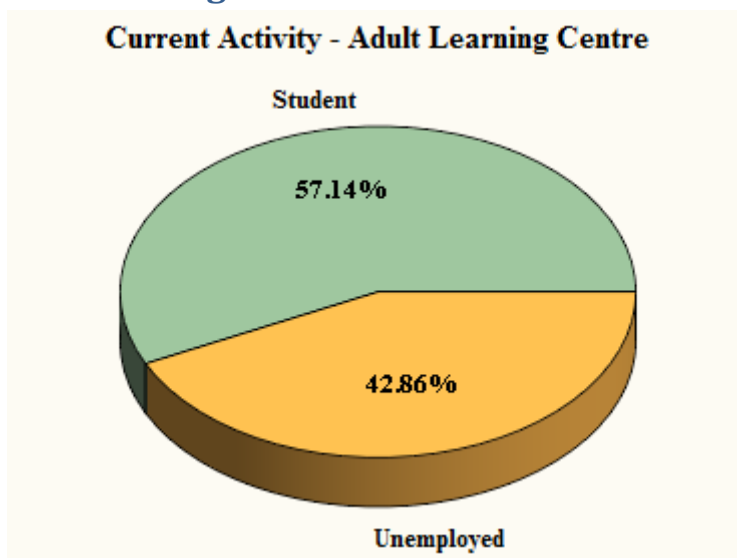
Trades and Technology (# of Graduates = 112, # of responses = 19; response rate 17%):

<u>Programs</u>	<u># of graduates</u>	<u>Programs</u>	<u># of graduates</u>
Automotive Technician (Certificate)	15	Facilities Basic Maintenance (Certificate)	5
Basic Electrical (Certificate)	13	Facilities Technician (Diploma)	4
Carpentry/Woodworking (Certificate)	18	Heavy Duty Mechanics (Certificate)	8
Computer Programmer/Analyst (Diploma)	1	Heavy Equipment Operator (Certificate)	12
Culinary Arts (Certificate)	5	Introduction to Industry (Certificate)	11
Computer Systems Technician (Certificate)	1	Industrial Welding (Certificate)	10
Computer Systems Technology (Diploma)	1	Pre-Employment Plumbing (Certificate)	4
Exploration Technician (Certificate)	4		

Program Satisfaction



Results from Adult Learning Centre



Adult Learning Centre (# of Graduates = 21; # of responses = 7; response rate 35%):

	<u># of graduates</u>		<u># of graduates</u>
Mature High School Diploma (Diploma)	20	General Studies: College Preparation (Certificate)	1

Program Satisfaction

