

2012/2013

Graduate Satisfaction and Employment Report



Institutional Research

January 2014

## Table of Contents

Graduate Satisfaction and Employment Report – 2012/2013 .....	1
Introduction .....	1
Scope of Survey .....	1
Methodology .....	2
Response Rates .....	2
Current Activity.....	3
Program Satisfaction .....	4
Most Valued at UCN .....	5
Report Highlights.....	5
Results from the Faculty of Arts and Science .....	6
Results from Faculty of Business.....	7
Results from the Faculty of Education.....	8
Results from the Faculty of Health .....	9
Results from Trades and Technology .....	10
Results from Adult Learning Centre .....	11
Results from Centre for Aboriginal Languages .....	12

# Graduate Satisfaction and Employment Report – 2012/2013

## Introduction

The University College of the North (UCN) conducts the *Graduate Satisfaction and Employment Survey* on an annual basis. The survey collects information from graduates to determine their employment status, as well as their level of satisfaction with the education received at UCN. This report contains the results from students who graduated during the 2012/2013 academic year. Further analysis was conducted for various faculties; Arts and Science, Business, Education, Health, and Trades and Technology, Centre for Aboriginal Languages and Adult Learning Centre.

## Scope of Survey

The University College of the North surveyed 330 graduates from the 2012/2013 academic year; 299 from UCN's degree, diploma and certificate programs; and 31 from the Baccalaureate Nursing Program (joint degree program; University College of the North / University of Manitoba). Graduates from the apprenticeship programs are not included in this report.

### Certificate (22 programs):

Automotive Technician	General Studies: College Preparation
Basic Business Principles	General Studies: Preparation for Technology
Basic Electrical	Health Care Aid
Carpentry/Woodworking	Health Transition
Certificate in Teaching Ininimowin	Heavy Duty Mechanic
Computerized Business Applications	Industrial Welding
Computerized Business Skills	Introduction to Industry
Computerized Office Skills	Law Enforcement
Culinary Arts	Law Enforcement / Correctional Officer
Educational Assistant Certificate	Mature High School Diploma
Facilities Basic Maintenance	Pre-Employment Plumbing

### Degree (3 programs):

Bachelor of Arts	Bachelor of Education	Baccalaureate Nursing Program
------------------	-----------------------	-------------------------------

### Diploma (8 programs):

Business Administration: Accounting	Electrical/Electronic Technology
Business Administration: Management	Facilities Technician
Computer Programmer/Analyst	Dental Assisting
Early Childhood Education	Natural Resource Management

## Methodology

All graduates of the 2012/2013 academic year were selected to participate in the survey. UCN distributed their first on-line survey for graduates which were sent to their UCN email accounts. Follow up with non-respondents was conducted by telephone to improve response rates. As an incentive to participate, students were entered into a draw to win an iPod Touch.

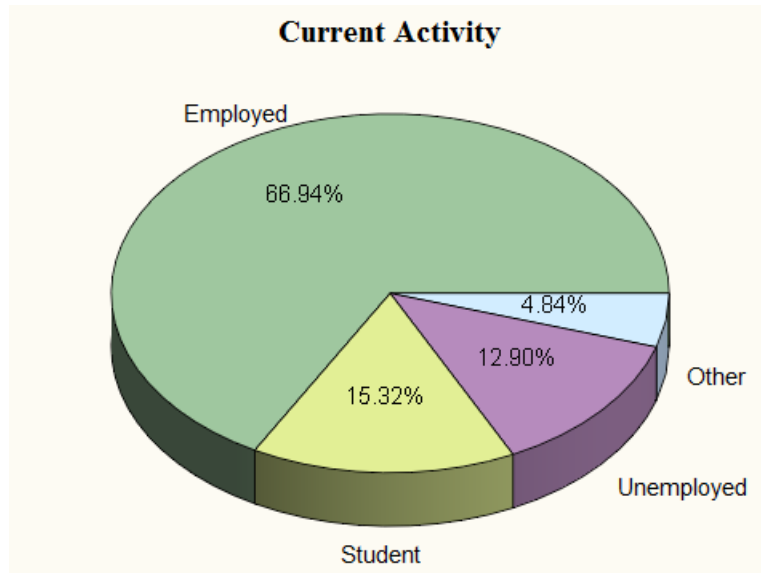
## Response Rates

The on-line survey did not generate adequate response rates and the majority of results were collected by telephone. A large percentage of graduates had out of date contact information (31%) and UCN is examining several processes to improve our ability to stay in touch with our students before, during, and after their studies.

The following table will summarize responses by certificate, diploma and degree programs. Response rates are calculated on the total number of responses received from all graduates of the 2012/2013 academic year. The overall response rate was 38% with a 95% confidence interval of  $\pm 7.0\%$ .

	<i># Programs Surveyed</i>	<i># Graduates Surveyed</i>	<i># Respondents</i>	<i>Response Rate %</i>
Certificate	22	199	68	34%
Diploma	8	65	26	40%
Degree	3	66	30	46%
<b>Total</b>	<b>33</b>	<b>330</b>	<b>124</b>	<b>38%</b>

## Current Activity



Results from our survey show that UCN graduates continue to be successful in finding employment.

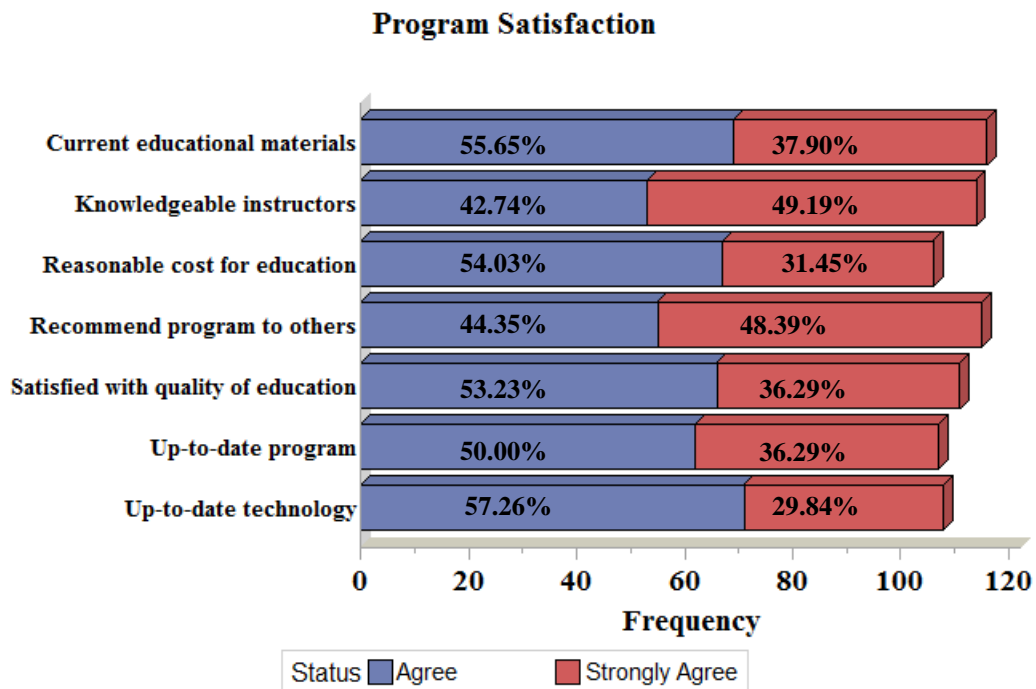
### Analysis of graduates in the work force:

- 67% employment rate (employed/self-employed).
- 59% are employed full-time
- 10% are taking courses to further their education while employed.
- 36% accepted their first job prior to graduation, while an additional 23% found employment within the first three months after graduating.
- 58% are working in a field related to their education.
- 57% have remained in Northern Manitoba to work.
- UCN assisted 15% of graduates in finding employment through work experience, clinical placement, and job placement boards.
- Average hourly salary reported was \$20.64; minimum \$10.50; median \$17.75; maximum \$38.00.
- Average monthly salary reported was \$3,175; minimum \$1,000; median \$2,500; maximum \$8,000. Median annual salary \$41,000.

Analysis of graduates not in the work force:

- 15.32% of graduates have returned to school.
  - 63.16% of students are enrolled in a university college.
- 12.90% of graduates were unemployed.
  - 37.5% feel there are few jobs available in the occupation for which they received their education.
  - 6.25% feel there are few job openings in the places where they wish to work.

## Program Satisfaction

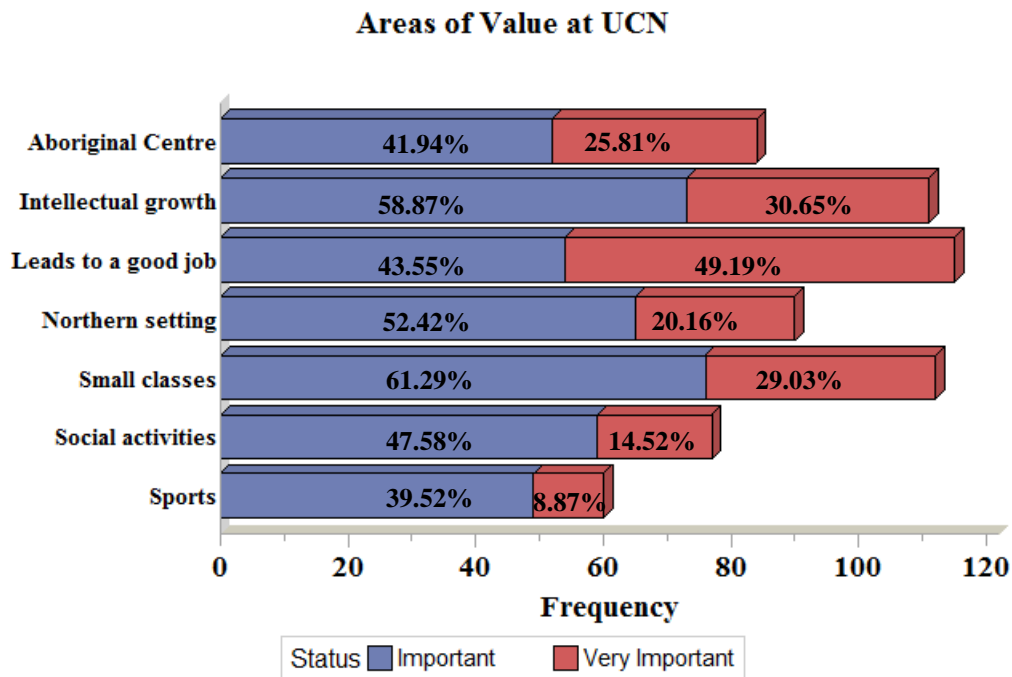


Graduates of UCN continue to report high levels of program satisfaction:

- 94% feel the education materials used in the program were current.
- 86% felt the cost of the program was reasonable for the education received.
- 93% would recommend their program to others.
- 90% are satisfied with the quality of education they received.
- 86% felt their program was up-to-date.
- 87% felt the technology used in the program was appropriate to industry standards.
- 92% felt their instructors were knowledgeable in the areas they taught.

## Most Valued at UCN

We asked graduates to identify which areas they valued while attending the University College of the North. The top three areas identified as being most valued were: the opportunity to obtain knowledge and skills leading to a good job (93%); the nurturing of intellectual growth (90%); and small classes (90%).

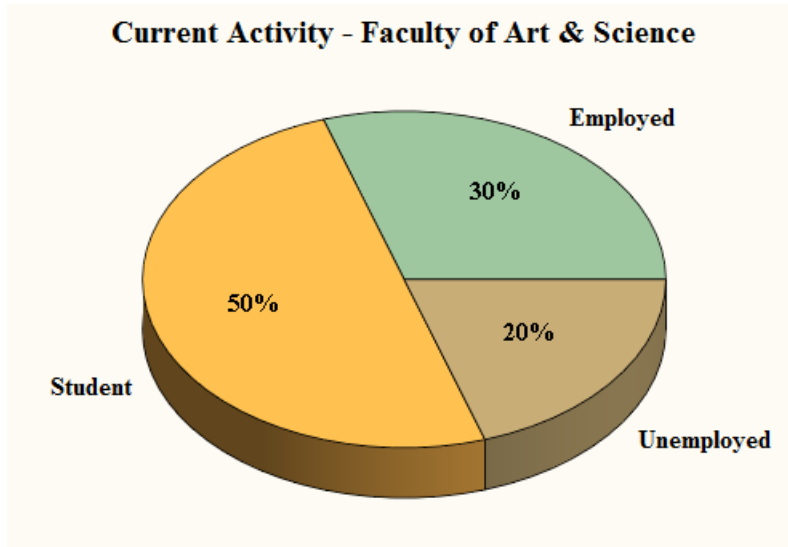


## Report Highlights

Employment rates dropped from 71% in the previous year (2011/2012) to 67% in the current year. The majority of graduates in the workforce are working full-time (59%), and in a field related to the education (58%). Thirty-six percent of graduates accepted their first job prior to graduation, and an additional 23% within the first three months after graduation.

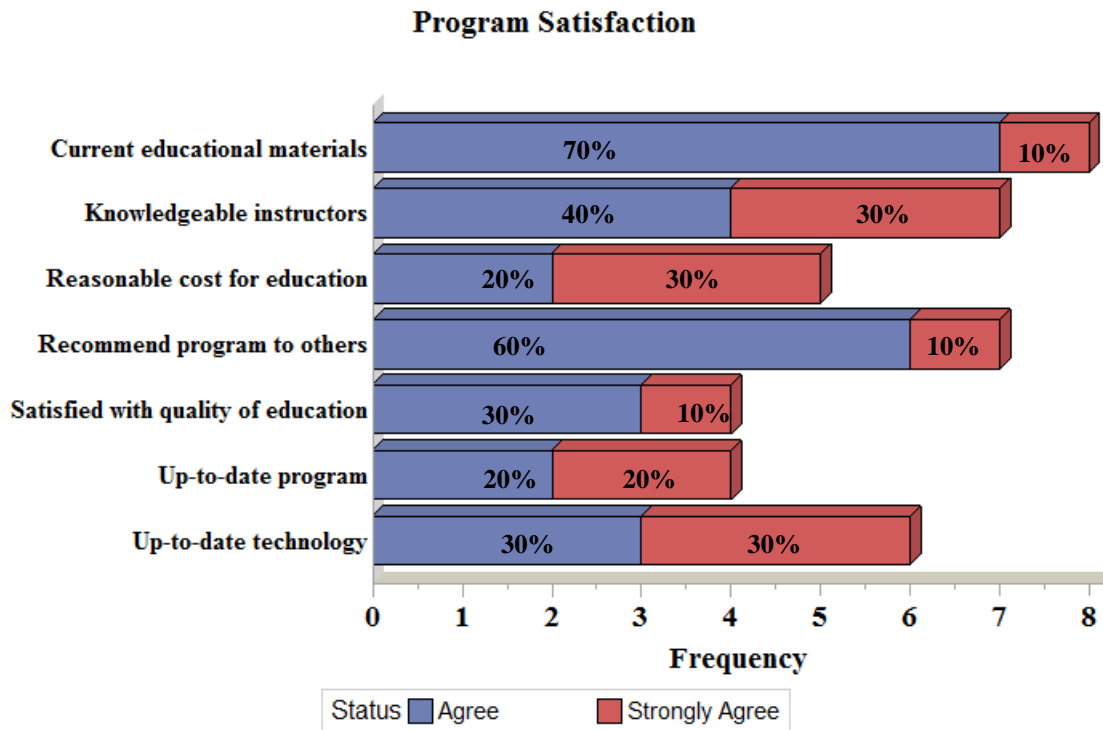
Graduates have indicated high levels of satisfaction in regards to quality of programming (90%), educational materials (94%) and knowledgeable instructors (92%). Ninety-three percent of respondents would recommend their program to others.

## Results from the Faculty of Arts and Science



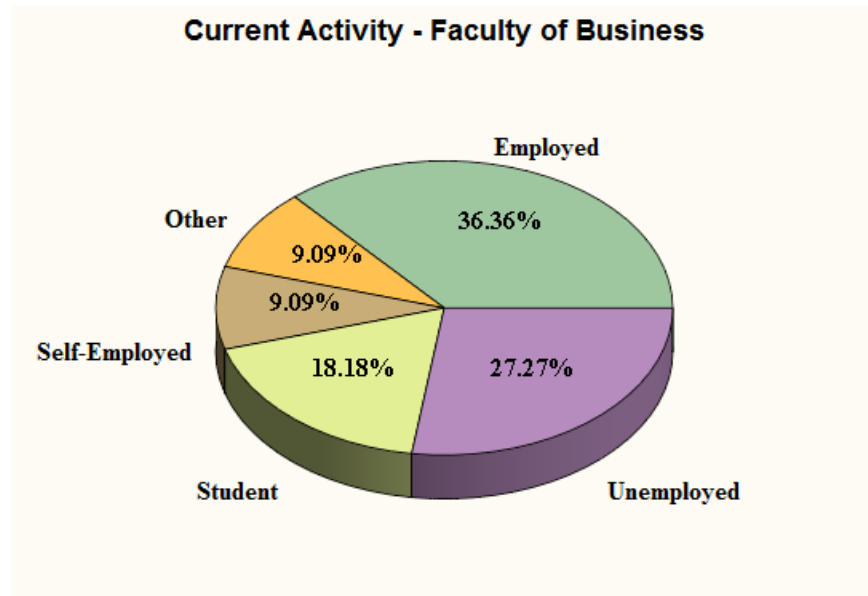
**Faculty of Arts and Science** (# of Graduates = 29; # of responses =10; response rate 34%):

	<u># of graduates</u>
Bachelor of Arts (Degree)	17
Natural Resource Management (Diploma)	12





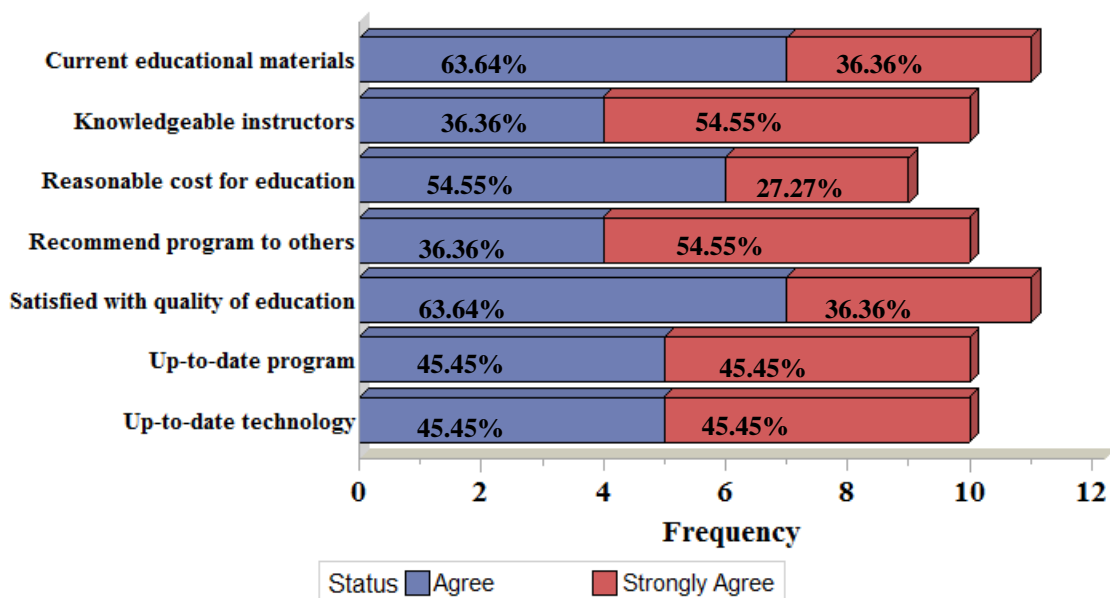
## Results from Faculty of Business



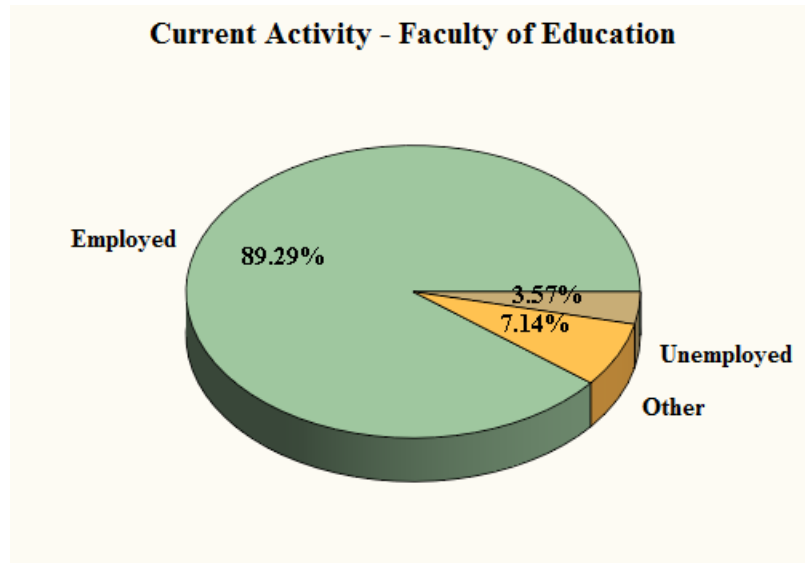
**Faculty of Business** (# of Graduates = 36; # of responses =11; response rate 31%):

	<u># of graduates</u>		<u># of graduates</u>
Basic Business Principles (Certificate)	6	Computerized Business Skills (Certificate)	1
Business Administration (Diploma)	22	Computerized Office Skills (Certificate)	2
Computerized Business Applications (Certificate)	5		

### Program Satisfaction



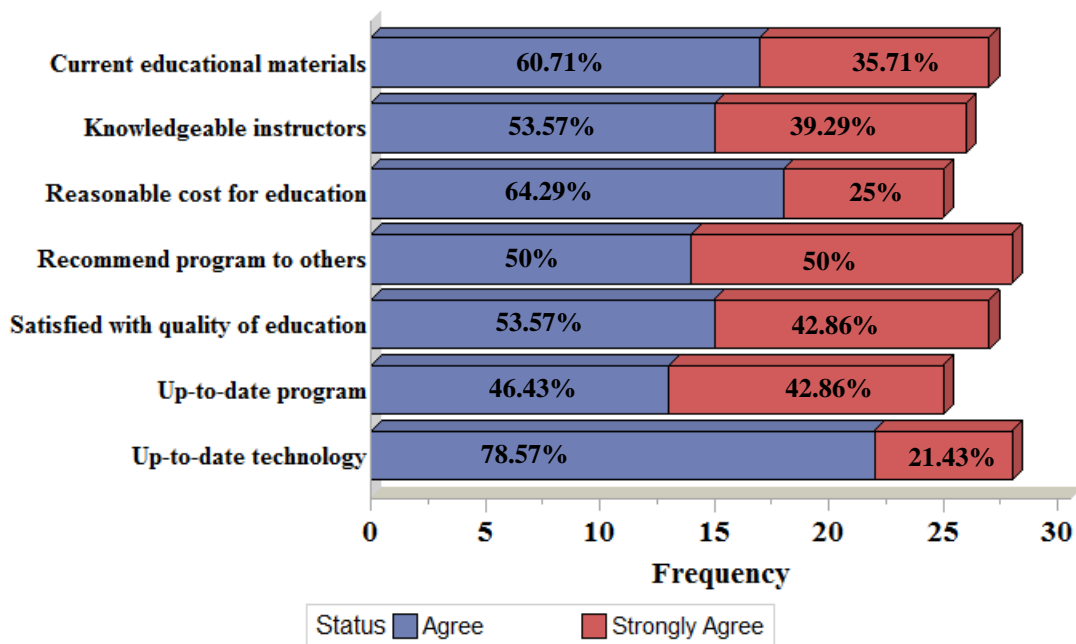
## Results from the Faculty of Education



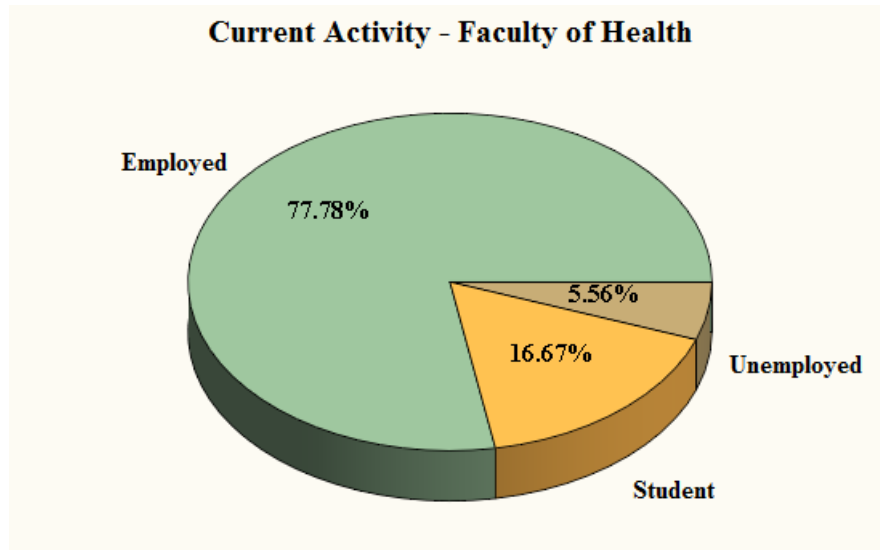
**Faculty of Education** (# of Graduates = 62; # of responses = 28; response rate 45%):

	<u># of graduates</u>		<u># of graduates</u>
Educational Assistant Certificate (Certificate)	28	Early Childhood Education (Diploma)	16
Bachelor of Education (Degree)	18		

### Program Satisfaction



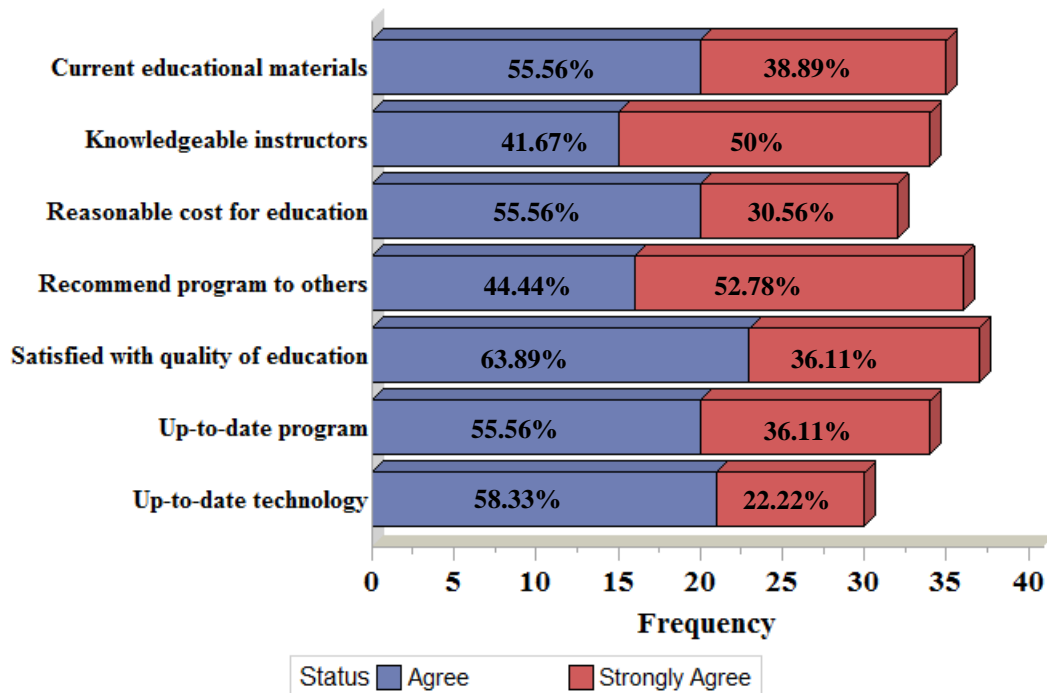
## Results from the Faculty of Health



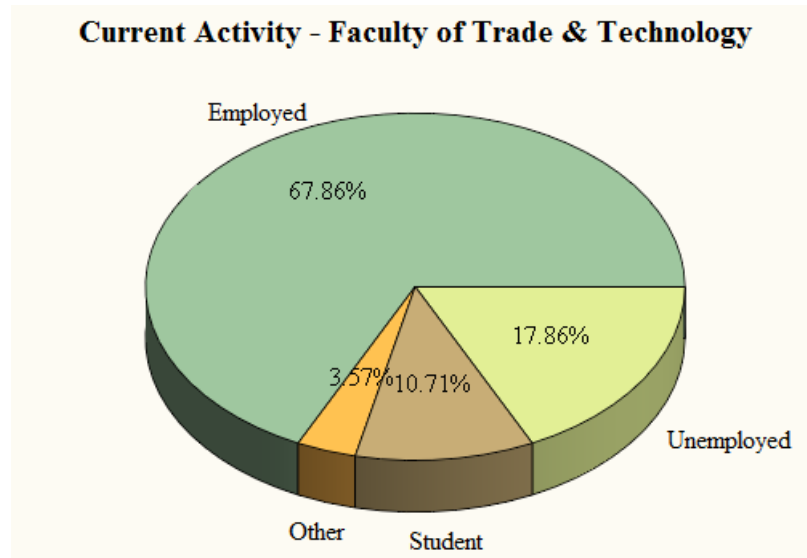
**Faculty of Health** (# of Graduates = 74; # of responses = 37; response rate 50%):

	<u># of graduates</u>		<u># of graduates</u>
Joint Baccalaureate Nursing (Degree)	31	Dental Assisting (Diploma)	7
Health Care Aid (Certificate)	20	Health Transition (Certificate)	6
Law Enforcement (Certificate)	8	Law Enforcement / Correctional Officer (Certificate)	2

### Program Satisfaction



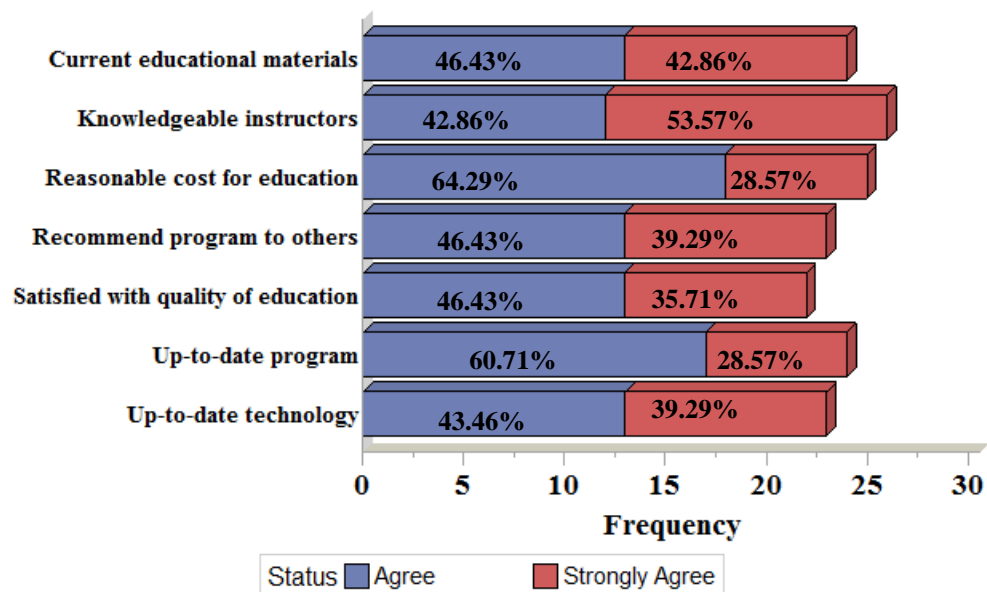
## Results from Trades and Technology



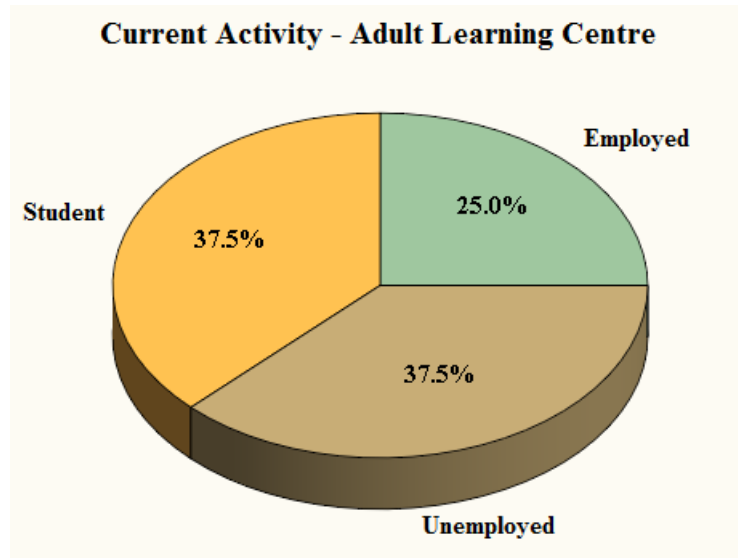
**Trades and Technology** (# of Graduates = 99; # of responses =27; response rate 27%):

	<u># of graduates</u>		<u># of graduates</u>
Automotive Technician (Certificate)	6	Facilities Basic Maintenance (Certificate)	4
Basic Electrical (Certificate)	10	Facilities Technician (Diploma)	4
Carpentry/Woodworking (Certificate)	13	Heavy Duty Mechanics (Certificate)	16
Computer Programmer/Analyst (Diploma)	3	Introduction to Industry (Certificate)	24
Culinary Arts (Certificate)	7	Industrial Welding (Certificate)	8
Electrical/Electronic Technology (Diploma)	1	Pre-Employment Plumbing (Certificate)	3

### Program Satisfaction



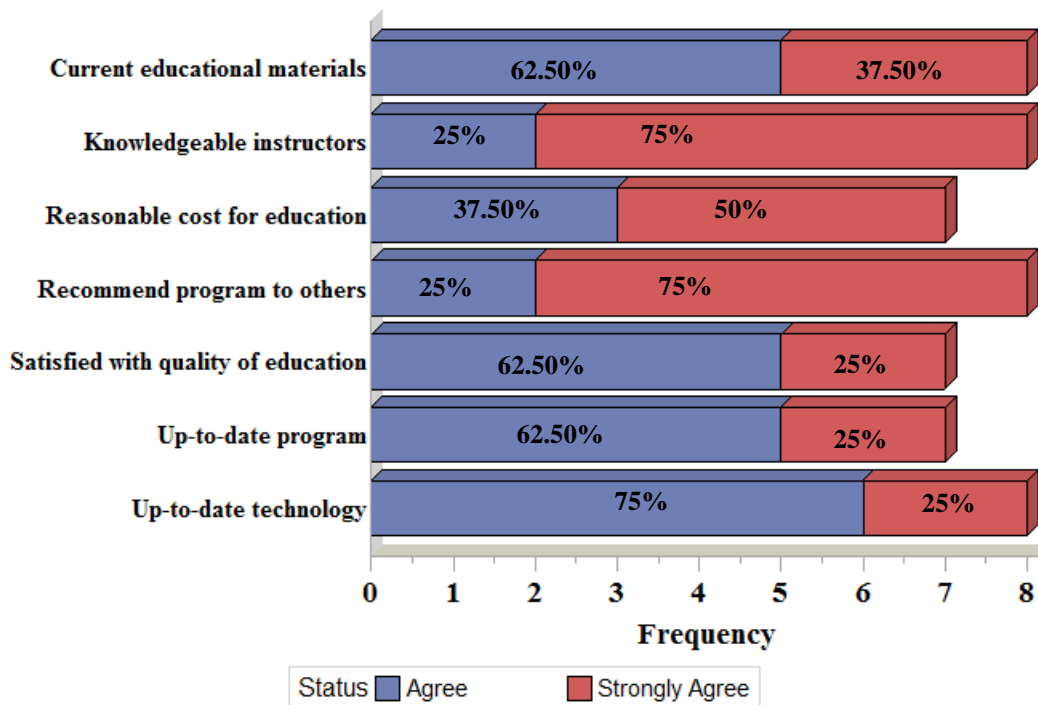
## Results from Adult Learning Centre



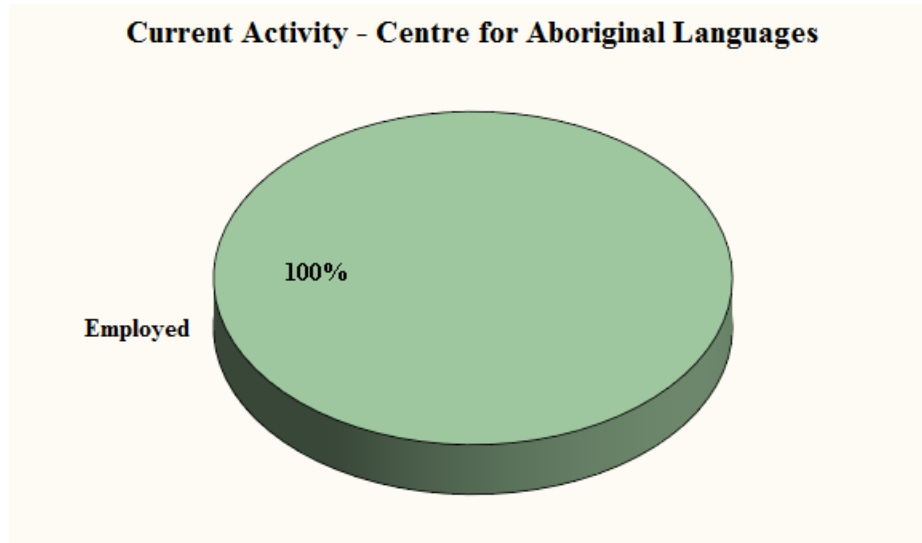
**Adult Learning Centre** (# of Graduates = 21; # of responses = 8; response rate 38%):

	<u># of graduates</u>		<u># of graduates</u>
Mature High School Diploma (Diploma)	17	General Studies: College Preparation (Certificate)	1
General Studies: Preparation for Technology (Certificate)	3		

### Program Satisfaction



## Results from Centre for Aboriginal Languages



Centre for Aboriginal Languages (# of Graduates = 9; # of responses =3; response rate 33%):

	<u># of graduates</u>
Certificate in Teaching Ininimowin	9

