

2010/2011

Graduate Satisfaction and Employment Report



Institutional Research

January 2012

## Table of Contents

Graduate Satisfaction and Employment Report – 2010/2011 .....	1
Introduction .....	1
Scope of Survey .....	1
Methodology .....	2
Response Rates .....	2
Current Activity.....	3
Program Satisfaction.....	4
Most Valued at UCN .....	5
Report Highlights.....	5
Results from the Faculty of Arts and Science .....	6
Results from Faculty of Business.....	7
Results from the Faculty of Education.....	8
Results from the Faculty of Health .....	9
Results from Trades and Technology .....	10

# Graduate Satisfaction and Employment Report – 2010/2011

## Introduction

The University College of the North (UCN) conducts the *Graduate Satisfaction and Employment Survey* on an annual basis. The survey collects information from graduates to determine their employment status, as well as their level of satisfaction with the education received at UCN. This report contains the results from students who graduated during the 2010/2011 academic year. Further analysis was conducted for various faculties; Arts and Science, Business, Education, Health, and Trades and Technology.

## Scope of Survey

The University College of the North surveyed 440 graduates from the 2010/2011 academic year; 410 from UCN's degree, diploma and certificate programs; and 30 from the Baccalaureate Nursing Program (joint degree program; University College of the North / University of Manitoba). Graduates from the apprenticeship programs are not included in this report.

### Certificate (24 programs):

Administrative Assistant	Facilities Basic Maintenance
Applied Counseling Skills	General Studies: College Preparation
Applied Building Construction	General Studies: Preparation for Technology
Automotive Technician	Heavy Duty Mechanic
Basic Electrical	Industrial Welding
Carpentry/Woodworking	Introduction to Industry
Commercial Cooking	Law Enforcement
Commercial Cooking Aid	Law Enforcement / Correctional Officer
Computerized Business Applications	Maintenance Management Professional
Educational Assistant Certificate	Mature High School Diploma
Health Care Aid	Prospector Training
Health Transition	Underground Core Mining
Exploration Camp Training	

### Degree (3 programs):

Bachelor of Arts	Bachelor of Education	Baccalaureate Nursing Program
------------------	-----------------------	-------------------------------

### Diploma (12 programs):

Business Administration	Dental Assisting
Business Administration: Accounting	Early Childhood Education
Business Administration: General by Distance	Electrical/Electronic Technology
Business Administration: Management	Facilities Technician
Chemical Engineering	Mental Health for Licensed Practical Nurses
Computer Systems Technology	Natural Resource Management

## Methodology

All graduates of the 2010/2011 academic year were selected to participate in the survey. A personalized cover letter was sent out to each graduate informing them a survey was forthcoming, which was followed by the survey. Students were given an incentive to win one of five prizes if their responses were received by December 15, 2011. Follow up with non-respondents was done by telephone to improve response rates.

## Response Rates

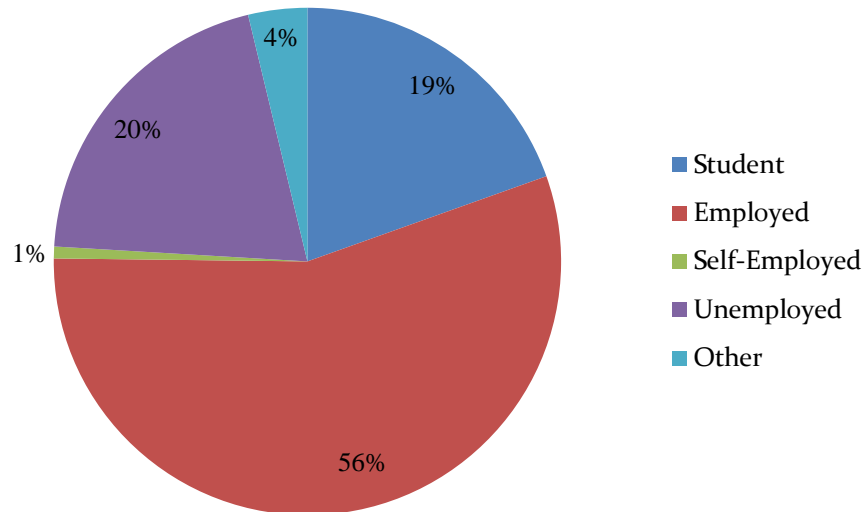
The following table will summarize responses by certificate, diploma and degree programs. Response rates are calculated on the total number of responses received from all graduates of the 2010/2011 academic year.

A large percentage of graduates had out of date contact information (31%), which was a large contributor to the 30% response rate. This report has a margin of error of  $\pm 7.1\%$  with a 95% confidence interval.

	<i># Programs Surveyed</i>	<i># Graduates Surveyed</i>	<i># Respondents</i>	<i>Response Rate %</i>
Certificate	25	288	84	29%
Diploma	12	96	32	33%
Degree	3	56	17	30%
<b>Total</b>	<b>40</b>	<b>440</b>	<b>133</b>	<b>30%</b>

## Current Activity

### Current Activity



Results from our survey show that UCN graduates continue to be successful in finding employment.

#### Analysis of graduates in the work force:

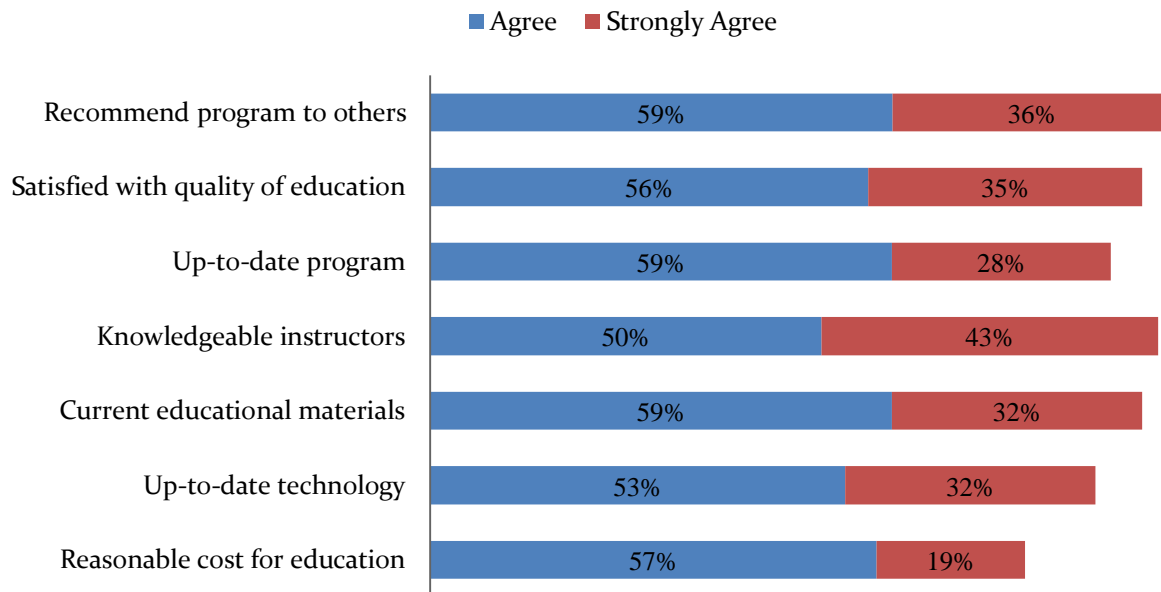
- 57% employment rate (employed/self-employed).
- 78% are employed full-time
- 16% are taking courses to further their education while employed.
- 55% accepted their first job prior to graduation, while an additional 29% found employment within the first three months after graduating.
- 75% are working in a field related to their education.
- 96% have remained in Northern Manitoba to work.
- UCN assisted 18% of graduates in finding employment through work experience, clinical placement, and job placement boards.
- Average hourly salary reported \$19.39; minimum \$10.00; median \$16.00; maximum \$50.00.
- Average monthly salary reported \$2,627.68; minimum \$1,471; median \$2,520; maximum \$5,000. Median annual salary \$38,015.

Analysis of graduates not in the work force:

- 19% of graduates have returned to school.
  - 73% of students are enrolled in a university college.
- 20% of graduates were unemployed.
  - 22% feel there are few jobs available in the occupation for which they received their education.
  - 37% feel there are few job openings in the places where they wish to work.

**Program Satisfaction**

**Program Satisfaction**



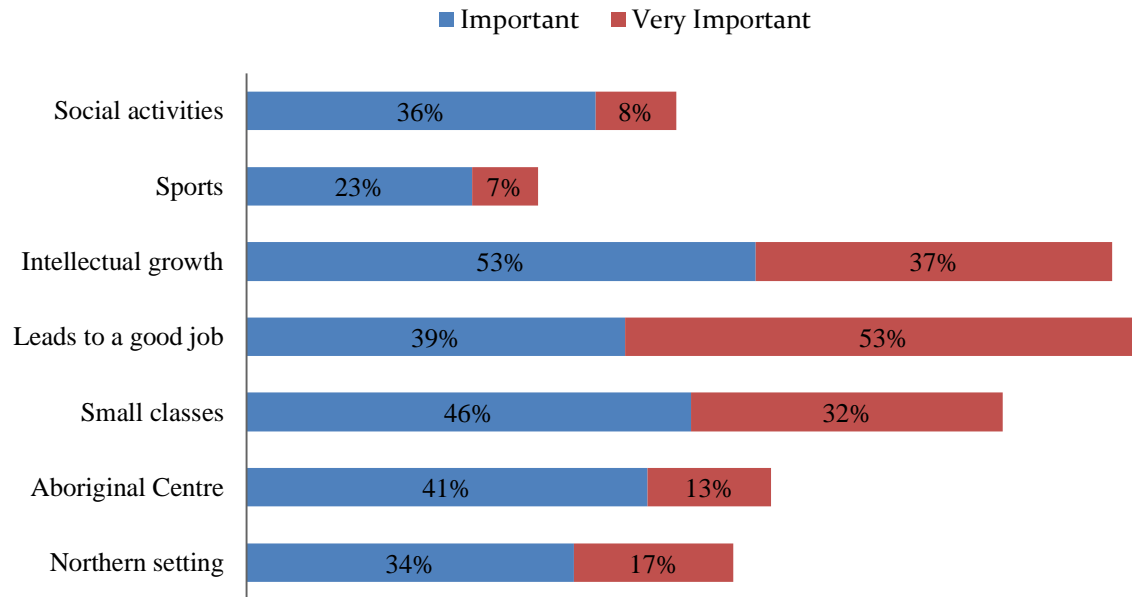
Graduates of UCN continue to report high levels of program satisfaction:

- 95% would recommend their program to others.
- 91% are satisfied with the quality of education they received.
- 87% felt their program was up-to-date.
- 93% felt their instructors were knowledgeable in the areas they taught.
- 91% feel the education materials used in the program were current.
- 85% felt the technology used in the program was appropriate to industry standards.
- 76% felt the cost of the program was reasonable for the education received.

## Most Valued at UCN

We asked graduates to identify which areas they valued while attending the University College of the North. The top three areas identified as being most valued were: the opportunity to obtain knowledge and skills leading to a good job (92%); the nurturing of intellectual growth (90%); and small classes (78%).

### Areas of Value at UCN



## Report Highlights

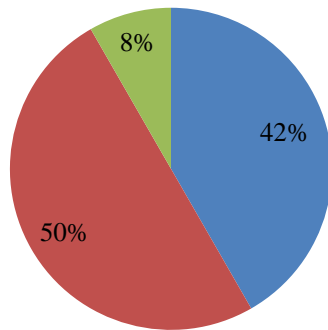
Employment rates are down four percentage points from the previous year (60% in 2009/2010; 56% 2010/2011). The majority of graduates in the workforce is working full-time (78%), and in a field related to the education (75%). Graduates continue to be successful in finding employment, with 55% accepting their first job prior to graduation, and an additional 29% within the first three months after graduation.

Graduates have indicated high levels of satisfaction in regards to quality of programming (91%), educational materials (91%) and knowledgeable instructors (93%). Ninety-five percent of respondents would recommend their program to others.

## Results from the Faculty of Arts and Science

### Current Activity

■ Student ■ Employed ■ Unemployed



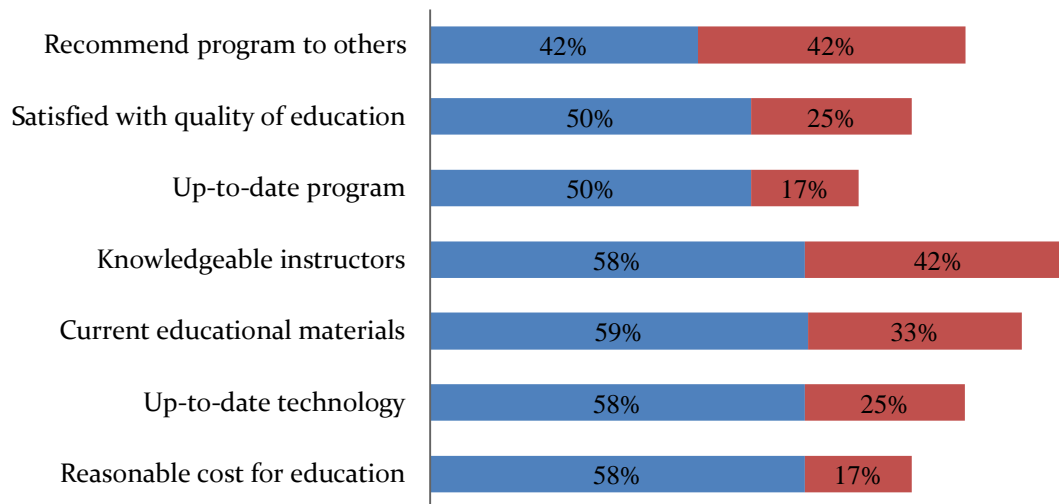
Faculty of Arts and Science (n=12):

Bachelor of Arts (Degree)

Natural Resource Management (Diploma)

### Program Satisfaction

■ Agree ■ Strongly Agree

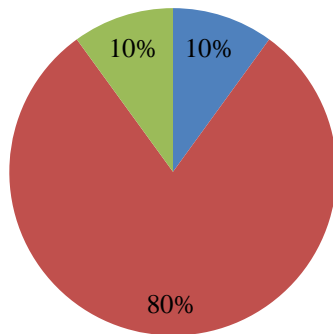




## Results from Faculty of Business

### Current Activity

■ Student ■ Employed ■ Unemployed

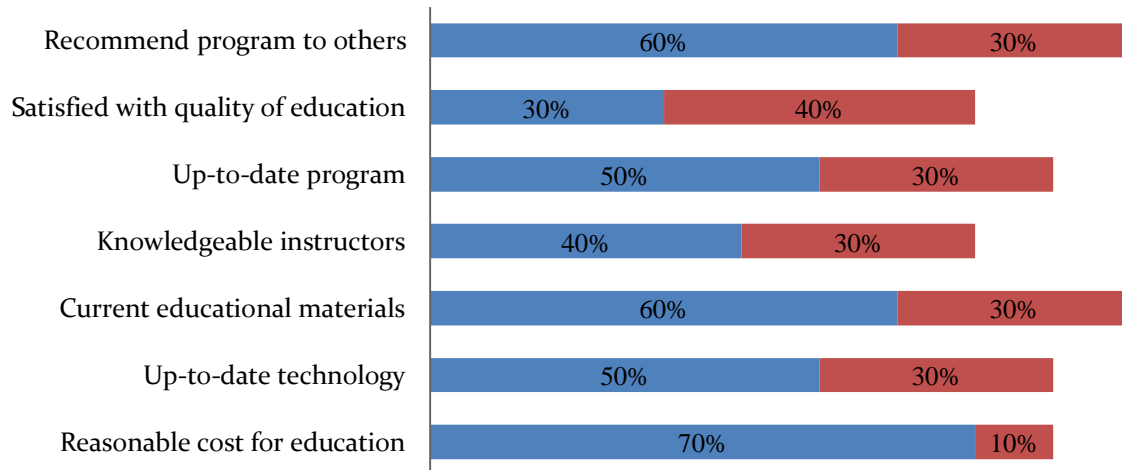


Faculty of Business (n=10):

Administrative Assistant (Certificate)  
Computerized Business Applications (Certificate)  
Business Administration (Diploma)

### Program Satisfaction

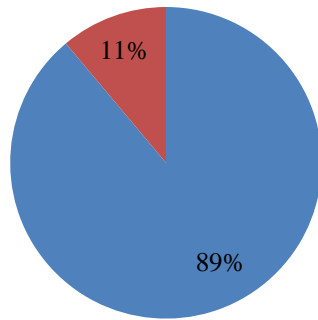
■ Agree ■ Strongly Agree



## Results from the Faculty of Education

### Current Activity

■ Employed ■ Unemployed

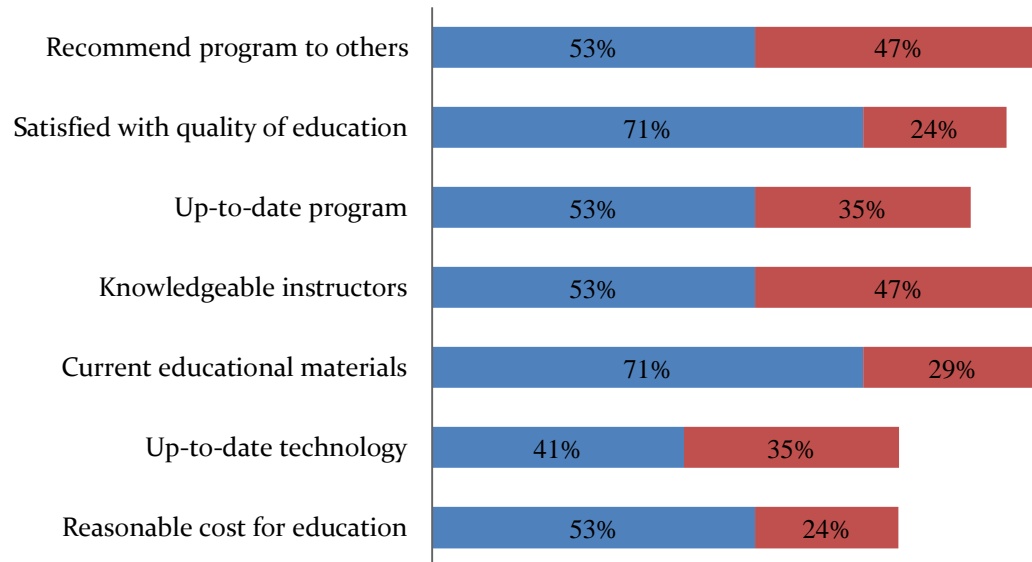


Faculty of Education (n=17):

Applied Counseling Skills (Certificate)  
Bachelor of Education (Degree)  
Early Childhood Education (Diploma)  
Educational Assistant Certificate (Certificate)

### Program Satisfaction

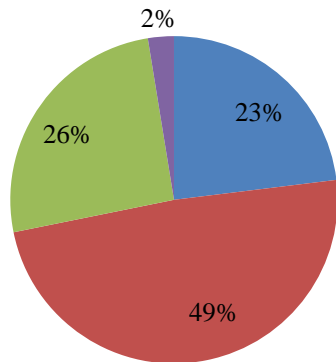
■ Agree ■ Strongly Agree



## Results from the Faculty of Health

### Current Activity

■ Student ■ Employed ■ Unemployed ■ Other

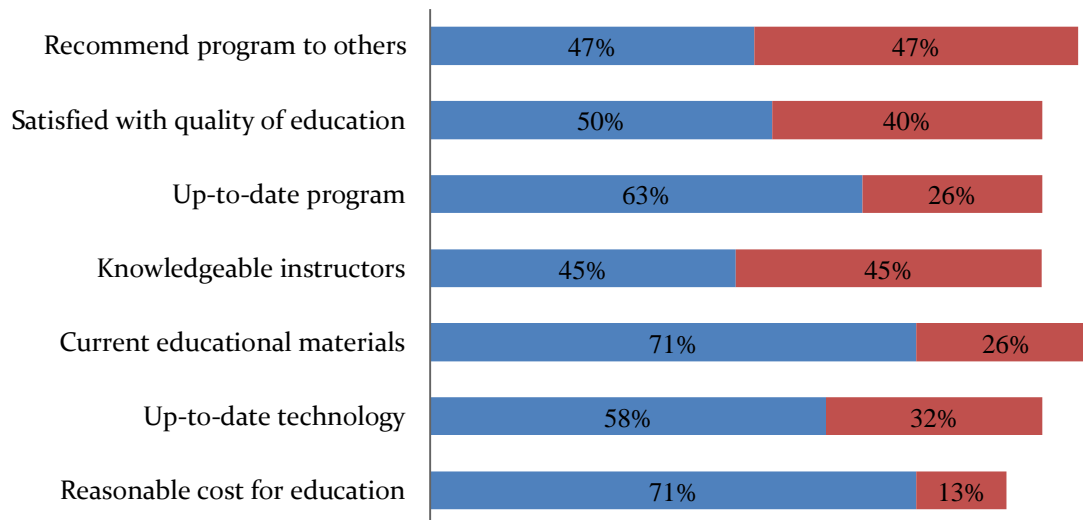


Faculty of Health (n=40):

Joint Baccalaureate Nursing Program (Degree)  
 Dental Assisting (Diploma)  
 Health Care Aid (Certificate)  
 Health Transition (Certificate)  
 Law Enforcement (Certificate)  
 Law Enforcement / Correctional Officer (Certificate)  
 Mental Health for Licensed Practical Nurses (Diploma)

### Program Satisfaction

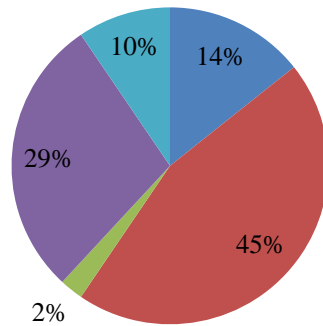
■ Agree ■ Strongly Agree



## Results from Trades and Technology

### Current Activity

■ Student ■ Employed ■ Self-employed ■ Unemployed ■ Other



Trades and Technology (n=45):

Applied Building Construction (Certificate)	Exploration Camp Training (Certificate)
Automotive Technician (Certificate)	Facilities Basic Maintenance (Certificate)
Basic Electrical (Certificate)	Facilities Technician (Diploma)
Carpentry/Woodworking (Certificate)	Heavy Duty Mechanic (Certificate)
Chemical Engineering (Diploma)	Introduction to Industry (Certificate)
Commercial Cooking (Certificate)	Industrial Welding (Certificate)
Commercial Cooking Aid (Certificate)	Maintenance Management Professional (Certificate)
Computer Systems Technology (Diploma)	Prospector Training (Certificate)
Electrical/Electronic Technology (Diploma)	

### Program Satisfaction

■ Agree ■ Strongly Agree

