

2009/2010

Graduate Satisfaction and Employment Report



UNIVERSITY COLLEGE OF THE NORTH

Institutional Research

February 2011

Table of Contents

Graduate Satisfaction and Employment Report – 2009/2010	1
Introduction	1
Scope of Survey	1
Methodology	2
Response Rates	2
Current Activity	3
Program Satisfaction	4
Most Valued at UCN	5
Report Highlights.....	5
Results from the Faculty of Arts and Science	6
Results from Faculty of Business	7
Results from the Faculty of Education.....	8
Results from the Faculty of Health.....	9
Results from Trades and Technology	10

Graduate Satisfaction and Employment Report – 2009/2010

Introduction

The University College of the North conducts the *Graduate Satisfaction and Employment Survey* on an annual basis. The survey collects information from graduates to determine their employment status, as well as their level of satisfaction with the education received at UCN. This report contains the results from students who graduated during the 2009/2010 academic year. Further analysis was conducted for various faculties; Arts and Science, Business, Education, Health, and Trades and Technology.

Scope of Survey

The University College of the North surveyed 318 graduates from the 2009/2010 academic year; 302 from the degree, diploma and certificate programs; and 16 from the Baccalaureate Nursing Program (joint degree program; University College of the North / University of Manitoba). Graduates from the apprenticeship programs are not included in this report.

Certificate (24 programs):

Administrative Assistant	Facilities Basic Maintenance
Applied Counseling Skills	General Studies: College Preparation
Basic Drywall Applicator	General Studies: Preparation for Technology
Basic Electrical	Health Care Aid
Carpentry/Woodworking	Heavy Duty Mechanic
Certificate in Teaching Ininimowin	Heavy Equipment Operator
Commercial Cooking	Industrial Welding
Computerized Business Applications	Law Enforcement
Educational Assistant Certificate	Law Enforcement / Correctional Officer
Health Transition	Mature High School Diploma
Exploration Camp Training	Recreation Leadership
Introduction to Industry	

Degree (3 programs):

Bachelor of Arts	Bachelor of Education	Baccalaureate Nursing Program
------------------	-----------------------	-------------------------------

Diploma (12 programs):

Aboriginal Self Government	Dental Assisting
Business Administration: Management	Early Childhood Education
Business Administration: Accounting	Electrical/Electronic Technology
Chemical Engineering	Facilities Technician
Civil/CAD Technology	Natural Resource Management
Computer Systems Technology	Restorative Justice

Methodology

All graduates of UCN degree, diploma and certificate programs were selected to participate in the survey. A personalized cover letter was sent out to each graduate informing them a survey was forthcoming, which was followed by the survey. Students were given an incentive to win one of five prizes if their responses were received by December 13, 2010. Follow up with non-respondents was done by telephone to improve response rates.

Response Rates

The following tables will summarize response by certificate, diploma and degree programs. Response rates are calculated on the total number of responses received from all graduates of the 2009/2010 academic year.

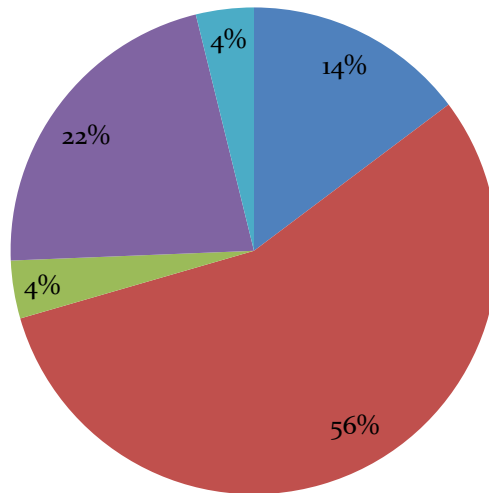
Overall, we received a 48% response rate (152/318) and a 51% cooperation rate (152/300). Cooperation rates are calculated by the total number of responses received from graduates who were able to participate in our survey. Graduates with out-of-date contact information were removed from the calculation to establish the cooperation rate (criteria had to be both: returned mail and phone number out of service).

	<i># Programs Surveyed</i>	<i># Graduates Surveyed</i>	<i># Respondents</i>	<i>Response Rate %</i>
Certificate	24	220	106	48%
Diploma	12	55	27	49%
Degree	3	43	19	44%
Total	39	318	152	48%

Current Activity

Current Activity

■ Student ■ Employed ■ Self-Employed ■ Unemployed ■ Other



Results from our survey show that UCN graduates continue to be successful in finding employment.

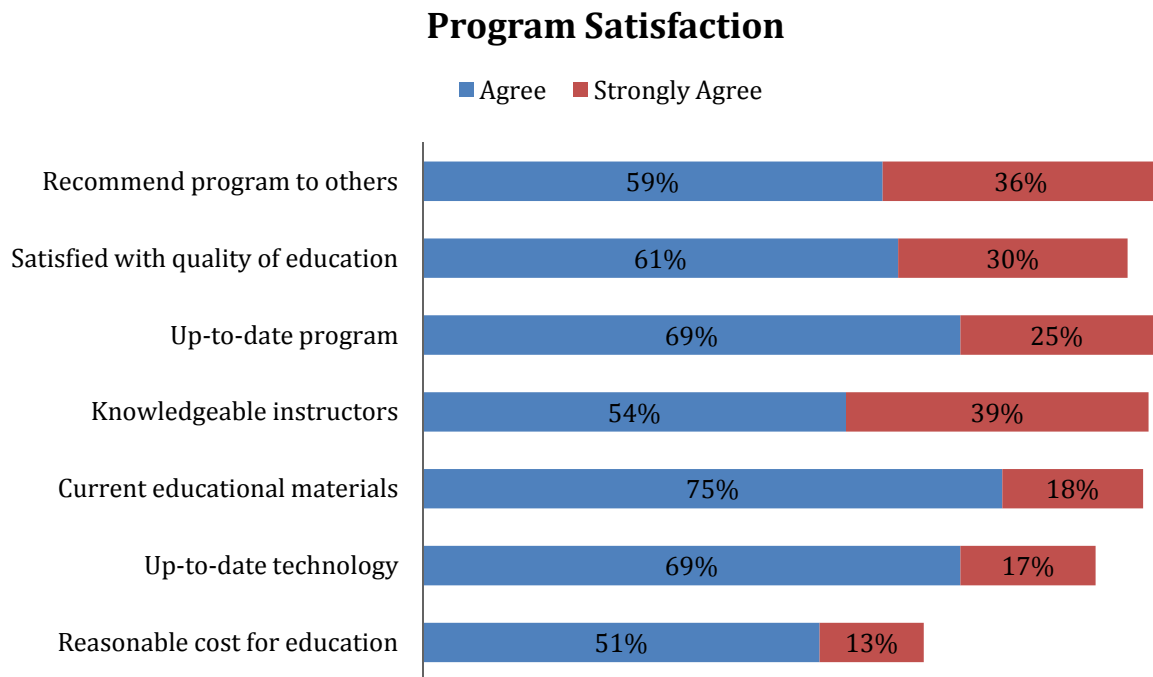
Analysis of graduates in the work force:

- 60% employment rate (employed/self-employed).
- 79% are employed full-time
- 15% are taking courses to further their education while employed.
- 46% accepted their first job prior to graduation, while an additional 37% found employment within the first three months after graduating.
- 74% are working in a field related to their education.
- 89% have remained in Northern Manitoba to work.
- UCN assisted 17% of graduates in finding employment through work experience, clinical placement, and job placement boards.
- Average hourly salary reported \$16.50; minimum \$9.50; median \$15.80; maximum \$34.30.
- Average annual salary reported \$41,600; minimum \$11,520; median \$46,000; maximum \$82,000.

Analysis of graduates not in the work force:

- 14% of graduates have returned to school.
 - 69% are enrolled in a community college.
- 22% of graduates were unemployed.
 - 36% of those unemployed were not looking for work at this time.
 - 26% feel there are few jobs available in the occupation for which they received their education.
 - 28% feel there are few job openings in the places where they wish to work.

Program Satisfaction

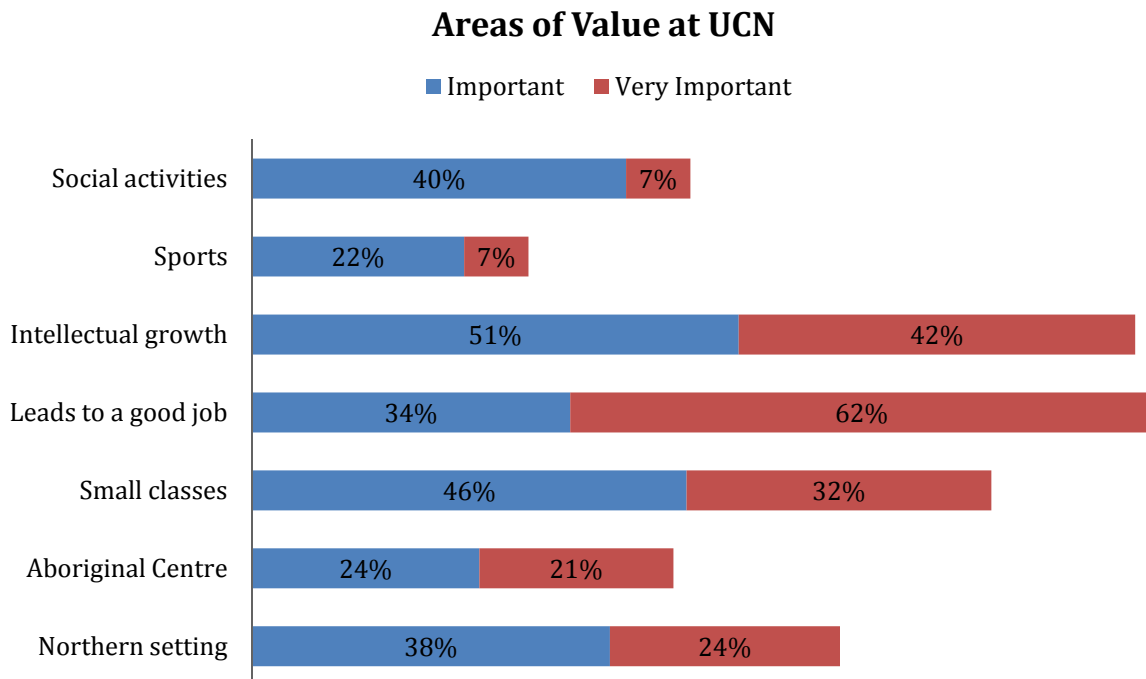


Graduates of UCN continue to report high levels of program satisfaction:

- 95% would recommend their program to others.
- 91% are satisfied with the quality of education they received.
- 94% felt their program was up-to-date.
- 93% felt their instructors were knowledgeable in the areas they taught.
- 93% feel the education materials used in the program were current.
- 86% felt the technology used in the program was appropriate to industry standards.
- 64% felt the cost of the program was reasonable for the education received.

Most Valued at UCN

We asked graduates to identify which areas they valued while attending the University College of the North. The top three areas identified as being most valued were: the opportunity to obtain knowledge and skills leading to a good job (96%); the nurturing of intellectual growth (93%); and small classes (78%).



Report Highlights

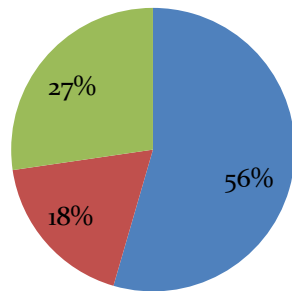
There has been an increase in employment rates from the previous year (55% in 2008/2009; 60% in 2009/2010). Over 1/3 of graduates who are not in the workforce, are not looking for employment at this time. The majority of graduates in the workforce are working full-time (79%), and in a field related to the education (74%). Graduates continue to be successful in finding employment, with 46% accepting their first job prior to graduation, and an additional 37% within the first three months after graduation. A significant increase was seen in the percentage of graduates remaining in Northern Manitoba to work (78% in 2008/2009; 89% in 2009/2010) which contributes to a skilled workforce and an educated populace for social and economic development of the north.

Graduates have indicated high levels of satisfaction in regards to up-to-date programming (94%), educational materials (93%) and knowledgeable instructors (93%). UCN continues to delivery high quality programming which is apparent by the 95% of respondents who would recommend their program to others.

Results from the Faculty of Arts and Science

Current Activity

■ Student ■ Employed ■ Unemployed

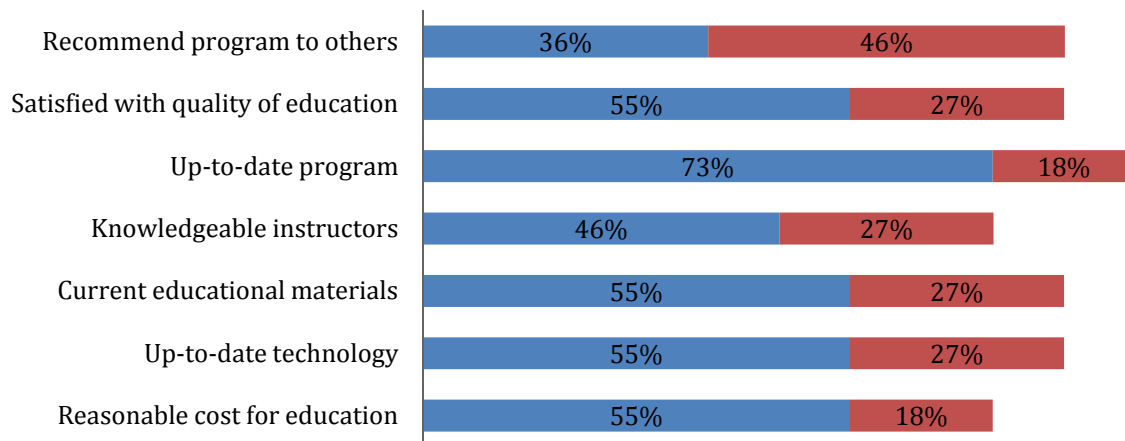


Faculty of Arts and Science (n=11):

Bachelor of Arts (Degree)
Aboriginal Self Government (Diploma)
Natural Resource Management (Diploma)
Restorative Justice (Diploma)

Program Satisfaction

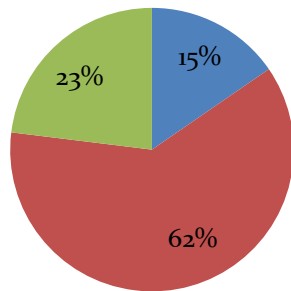
■ Agree ■ Strongly Agree



Results from Faculty of Business

Current Activity

■ Student ■ Employed ■ Unemployed

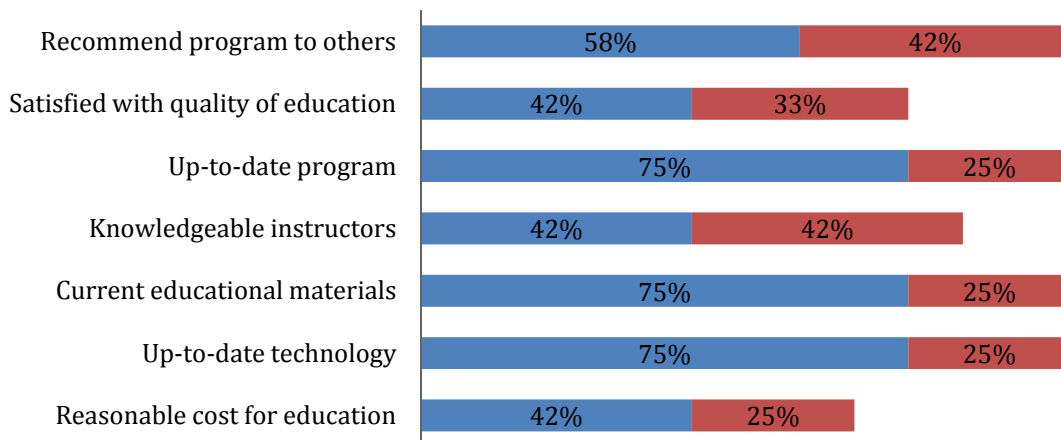


Faculty of Business (n=12):

Administrative Assistant (Certificate)
Computerized Business Applications (Certificate)
Business Administration (Diploma):
Management
Accounting

Program Satisfaction

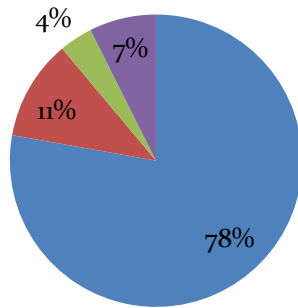
■ Agree ■ Strongly Agree



Results from the Faculty of Education

Current Activity

■ Employed ■ Self-employed ■ Unemployed ■ Other

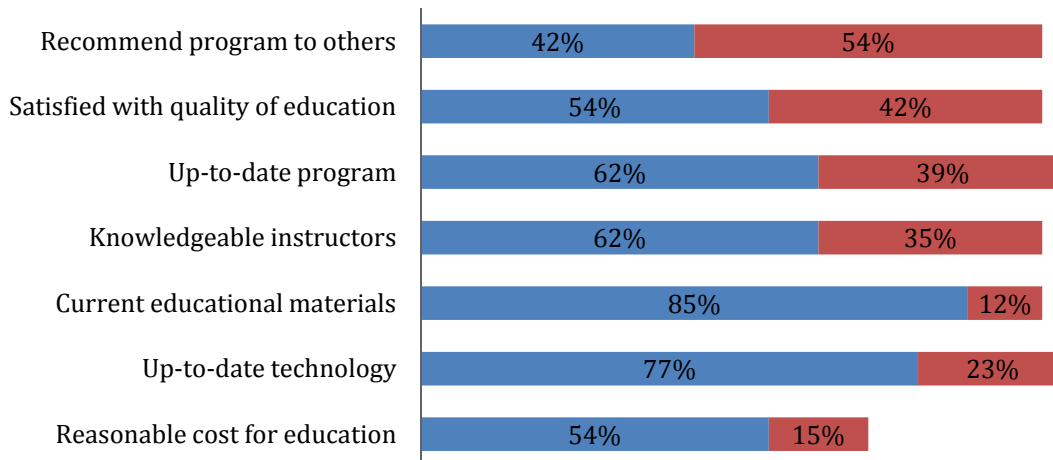


Faculty of Education (n=26):

Applied Counseling Skills (Certificate)
 Bachelor of Education (Degree)
 Certificate in Teaching Ininimowin (Certificate)
 Early Childhood Education (Diploma)
 Educational Assistant Certificate (Certificate)
 Recreation Leadership (Certificate)

Program Satisfaction

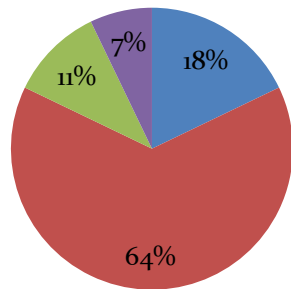
■ Agree ■ Strongly Agree



Results from the Faculty of Health

Current Activity

■ Student ■ Employed ■ Unemployed ■ Other

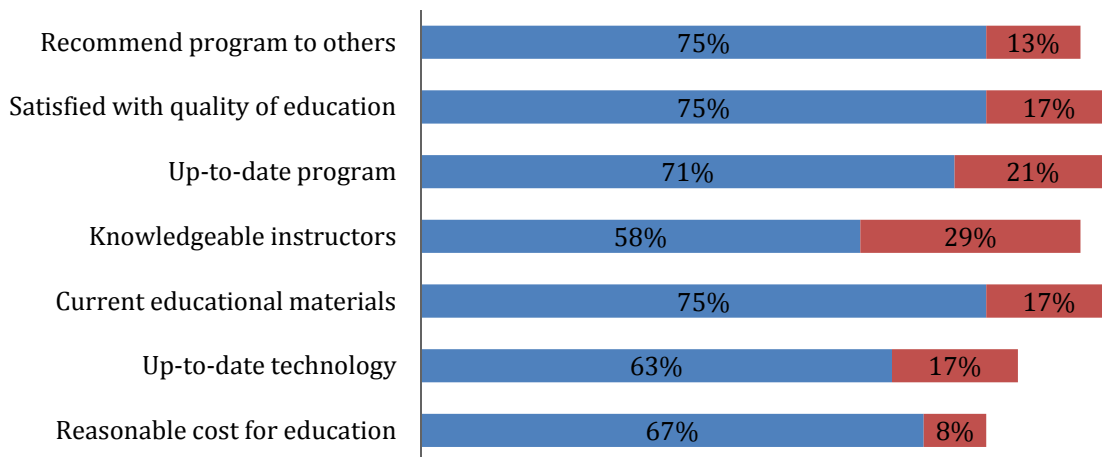


Faculty of Health (n=24):

Baccalaureate Nursing Program (Degree)
 Dental Assisting (Diploma)
 Health Care Aid (Certificate)
 Health Transition (Certificate)
 Law Enforcement (Certificate)
 Law Enforcement / Correctional Officer (Certificate)

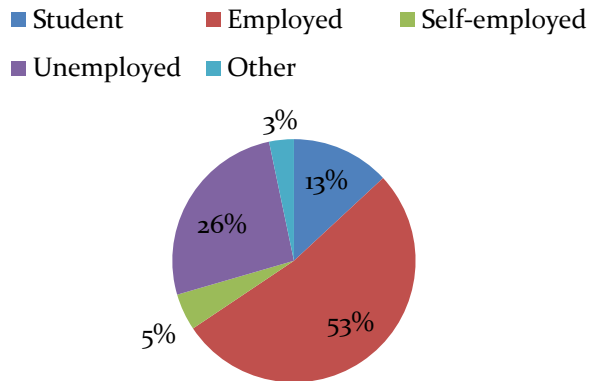
Program Satisfaction

■ Agree ■ Strongly Agree



Results from Trades and Technology

Current Activity



Trades and Technology (n=61):

- | | |
|--|--|
| Basic Drywall Applicator (Certificate) | Exploration Camp Training (Certificate) |
| Basic Electrical (Certificate) | Facilities Basic Maintenance (Certificate) |
| Carpentry/Woodworking (Certificate) | Facilities Technician (Diploma) |
| Civil/CAD Technology (Diploma) | Heavy Duty Mechanic (Certificate) |
| Chemical Engineering (Diploma) | Heavy Equipment Operator (Certificate) |
| Commercial Cooking (Certificate) | Introduction to Industry (Certificate) |
| Computer Systems Technology (Diploma) | Industrial Welding (Certificate) |
| Electrical/Electronic Technology (Diploma) | |

Program Satisfaction

