

University College

OF THE NORTH

**Graduate Satisfaction and
Employment Survey**

2005/2006 Graduates

Survey Conducted: November 2007

**Institutional Research
January 2008**

GRADUATE SATISFACTION AND EMPLOYMENT SURVEY 2005/2006 GRADUATES

INTRODUCTION

University College of the North surveys its graduates on an annual basis. Data collected is related to the graduates' employment status, salary and occupation. Graduates are also asked to indicate their level of satisfaction with the education received at the University College of the North.

The target group for this survey was made up of students who graduated from the University College of the North during the 2005/2006 academic year.

The analyzed data from the returned surveys is presented in this report.

SCOPE OF THE SURVEY

A total of 298 graduates from the 2005/2006 University College of the North degree, diploma and certificate programs were surveyed. Graduates from the Apprenticeship programs were not included in this report.

Degree program surveyed was: Baccalaureate Nursing Program (Joint University College of the North / University of Manitoba program).

Diploma programs surveyed were: Administrative Assistant (Finance), Business Administration (Marketing and Accounting), Chemical Engineering Technology, Computer Programmer Analyst, Computer Systems Technology, Early Childhood Education, Facilities Technician, Natural Resources Management Technology, and Restorative Justice.

Certificate programs surveyed were: Applied Counseling Skills, Automotive Technician, Basic Electrical, Business Accountancy, Carpentry/Woodworking, Child Care Assistant, Commercial Cooking, Computerized Business Applications, Computerized Business Skills, Dental Assisting, Educational Assistant, Facilities Basic Maintenance, General Studies – Adult Education, General Studies – Preparation for Health Careers, General Studies – Non Program, General Studies – Preparation for Technology, Health Care Aide, Health Education Access Program, Heavy Duty Mechanics, Industrial Welding, Law Enforcement, Mature High School Diploma, Pre-Employment Plumbing, Prospector Training, Small Motor Repair, and Wilderness Survival Training.

METHODOLOGY

A personalized cover letter was sent out to each graduate of the 2005/2006 diploma and certificate programs informing them a survey was forthcoming. The surveys were sent out the following week. To increase response rates, we offered students a chance to win one of five prizes if their response was received by a specific date. Follow up phone calls were made to non-responding graduates. The graduates from the degree program were contacted by telephone only. Please see Appendix 1.

RESPONSE RATES

The following tables will summarize both response and cooperation rates. Response rates are calculated on the total number of responses from all graduates of 2005/2006. While calculating Cooperation rates we have not included those students we were unable to reach by mail and phone because their contact information was out of date.

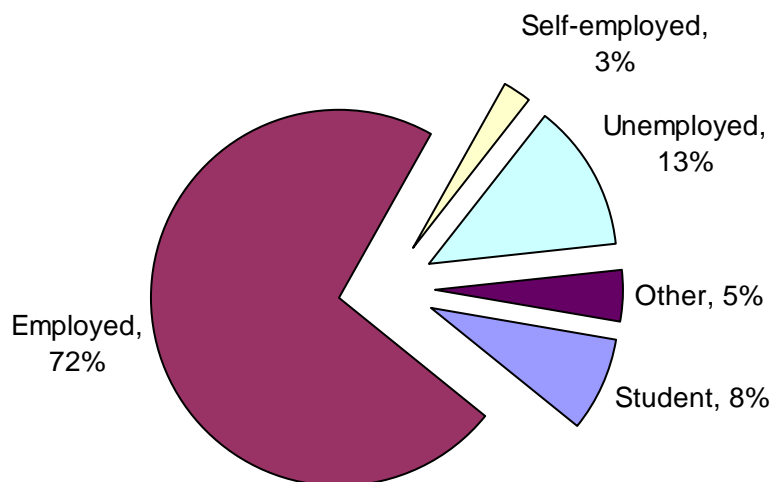
RESULTS

Of the 298 graduates who were surveyed, 53 responded by mail and 58 responded by phone for an overall total of 111 respondents, and a 37% response rate. We received an overall cooperation rate of 54%.

Summary of Responses

	<i># Programs Surveyed</i>	<i># Graduates Surveyed</i>	<i># Respondents</i>	<i>Response Rate %</i>	<i>Cooperation Rate %</i>
Certificate	26	213	76	36%	59%
Diploma	12	54	22	41%	76%
Degree	1	31	13	42%	54%
Total	39	298	111	37%	54%

Current Activity of Responding Graduates



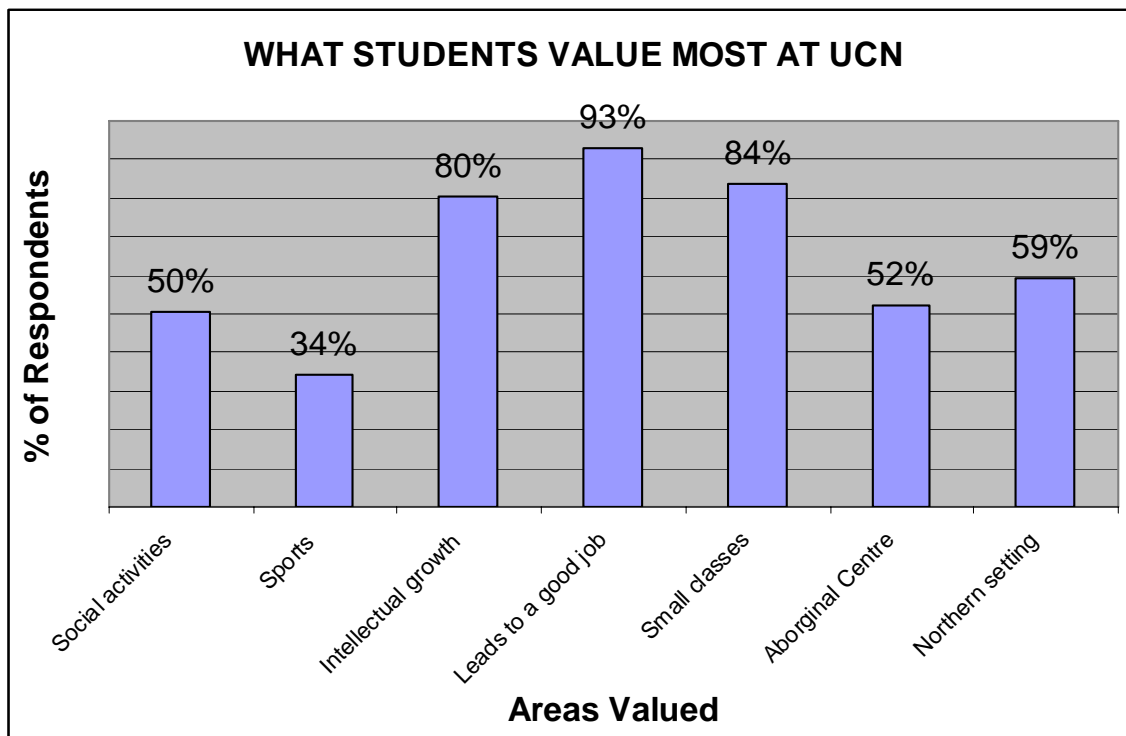
Survey results indicate that:

- 72% of graduates are employed, and 3% are self employed, for an overall employment rate of 75%.
- 90% of employed graduates are employed full-time, and 10% are employed on a part-time basis.
- 16% of employed graduates are taking courses to further their education while employed.
- 87% of responding graduates are employed in Northern Manitoba, 9% in Southern Manitoba, and 3% outside of Manitoba.
- 80% of those employed are working in a field related to the education received at the University College of the North.
- 47% of those employed were able to obtain employment prior to graduation, while an additional 29% found employment within the first three months after graduation.
- \$17.00 is the average hourly wage (range from \$8.50-\$34.00). The average annual salary is \$48,400 (range from \$19,200 – \$80,000)
- The top two reasons for unemployment are: 43% feel there are very few job openings in the places they wish to work for which they received their education; 24% are not looking for work at this time.

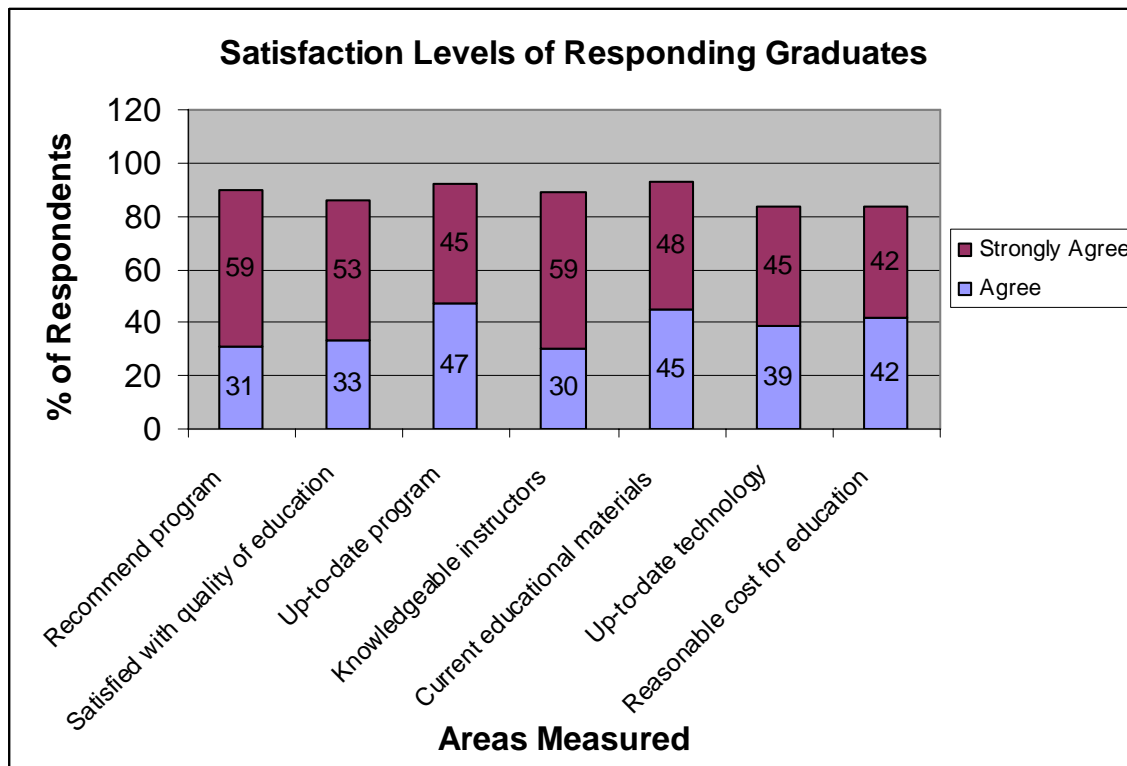
- 42% of graduates that have chosen to further their education while employed, or are full-time students are enrolled in a University College.
- 79% of graduates received some form of financial support while attending their most recent program.

MOST VALUED AT UCN

The three areas that graduates identified as being most valued by them while attending the University College of the North were the opportunity to obtain the knowledge and skills leading to a good job (93%), small classes (84%), and the nurturing of intellectual growth in general (80%). Graduates also valued the Northern setting, Aboriginal Centres social activities and sports.



SATISFACTION LEVELS



- 90% of responding graduates would recommend the program they took at UCN to others.
- 86% are satisfied with the overall quality of education received at UCN.
- 92% feel the program they took at UCN was up-to-date.
- 89% of respondents felt their instructors were knowledgeable in the areas they taught.
- 93% felt the educational materials used in the program were current.
- 84% of respondents felt the technology used in the program was appropriate to industry standards.
- 84% of respondents agree that the cost of their program was reasonable for the education provided.

CONCLUSION

The Graduate and Satisfaction and Employment Survey report for the 2005/2006 graduates has provided evidence that the graduates of University College of the North continue to be successful in finding employment, and they continue to express high levels of satisfaction. Graduates from University College of the North degree, certificate and diploma programs were captured in this report. Apprenticeship programs were not included.

Survey results show that 75% of responding graduates are employed, with 47% obtaining employment prior to graduation, and an additional 29% finding employment within the first 3 months after graduation. 87% of our graduates are remaining in Northern Manitoba to work. The average annual salary for the responding graduates is \$48,400. This increase from those reporting in the 2004/2005 could be from the larger number of Baccalaureate Nursing students captured in the 2005/2006 survey.

16% of the 2005/2006 graduates have chosen to further their post-secondary education by either taking courses while employed, or by returning to school full-time, and 42% of those are enrolled in a University College.

The response rates for the 2005/2006 Graduate Satisfaction and Employment Survey has increased by 18% from the 2004/2005 report. We will continue to mail out surveys and follow up with non-respondents by telephone to increase response rates. It appears that employment and satisfaction levels are remaining relatively constant from year to year.

The University College of the North will continue to gather information on the employment status and satisfaction levels of our graduates as we strive to plan for and develop new certificates, diplomas and degree programs in the future.

University College of the North
January, 2008